



2021-2022 IUPUI BASKETBALL GAME NOTES

IUPUI

SCHEDULE/RESULTS

(3-24, 1-15 HORIZON)

Date	Opponent	Result/Time
Nov. 3	# Anderson (ESPN+)	W, 74-60
Nov. 9	at Butler (FS1 Whiparound)	L, 47-56
Nov. 11	at Evansville (ESPN3)	L, 40-60
Nov. 15	^ vs. Denver	L, 47-63
Nov. 16	^ vs. Texas A&M-CC	L, 59-65
Nov. 17	^ at UTSA	L, 57-60
Nov. 23	Spalding Univ. (ESPN+)	W, 61-41
Dec. 2	*Detroit Mercy (ESPN+)	L, 45-69
Dec. 4	*Oakland (ESPN+)	L, 45-78
Dec. 10	at Tennessee State (ESPN+)	L, 44-70
Dec. 16	Chicago State (ESPN+)	L, 55-61
Dec. 21	Morehead State (ESPN+)	L, 52-80
Dec. 30	*Cleveland State (ESPN+)	canceled
Jan. 1	*Purdue Fort Wayne (ESPN+)	canceled
Jan. 6	*at Northern Kentucky (ESPN+)	canceled
Jan. 8	*at Wright State (ESPN+)	L, 58-72
Jan. 10	*UIC (ESPN+)	L, 65-67
Jan. 13	*at Green Bay (ESPN+)	L, 54-69
Jan. 15	*at Milwaukee (ESPN+)	L, 54-89
Jan. 18	at #19/18 Ohio State (BTN)	L, 37-83
Jan. 20	*Wright State (ESPN+)	L, 45-73
Jan. 22	*Northern Ky. (ESPN+)	L, 41-60
Jan. 24	Brescia	canceled
Jan. 27	*at Oakland (ESPN+)	canceled
Jan. 29	*at Detroit Mercy (ESPN+)	canceled
Jan. 31	East-West Univ.	W, 75-59
Feb. 3	*Youngstown State (ESPN+)	L, 55-61
Feb. 5	*Robert Morris (ESPN+)	L, 49-66
Feb. 10	*at Purdue Fort Wayne (ESPN+)	L, 57-72
Feb. 12	*at Cleveland State (ESPN+)	L, 45-83
Feb. 14	*at UIC (ESPN+)	L, 54-57
Feb. 17	*at Robert Morris (ESPN+)	W, 66-56
Feb. 19	*at Youngstown State (ESPN+)	L, 61-74
Feb. 24	*Milwaukee (ESPN+)	L, 54-66
Feb. 26	*Green Bay (ESPN+)	4:45 pm
Mar. 1	& HL Tourney - 1st Round	tba
Mar. 3	& HL Tourney - Quarterfinals	tba
Mar. 7	& HL Tourney - Semifinals	tba
Mar. 8	& HL Tourney - Championship	tba

home games listed in **bold**

* denotes Horizon League games

^ 210 San Antonio Shootout (San Antonio, Texas)

& denotes Horizon League Tournament games
(quarterfinals on campus sites / semis and finals in Indy)

MEDIA COVERAGE

TV: ESPN+

Greg Rakestraw (pxp); Bob Lovell (analyst)

Video Stream: ESPN+

Live Stats: IUPUIJags.com

Twitter: @IUPUIJaguars / @IUPUIMensBball

MBB CONTACT

Ed Holdaway - IUPUI Assistant AD

Email: eholdawa@iupui.edu

Twitter: @EdHoldaway

Cell: 317-908-2645

'03 NCAA TOURNAMENT, 2010 CBI, 2019 CIT

IUPUI (3-24, 1-15 HL) vs. GREEN BAY (4-24, 3-16 HL)

February 26, 2022 - 4:45 p.m. | Indianapolis | The Jungle (1,215)

STAT BREAKDOWN

IUPUI				GB			
NET	KenPom	RPI	BPI	NET	KenPom	RPI	BPI
358	358	358	358	347	346	350	341
52.7				61.5			
67.0				69.6			
-14.3				-8.1			
.379				.414			
.442				.471			
31.4 (-1.5)				30.1 (-2.1)			
.289				.285			
.358				.350			
.664				.719			
10.4				10.8			
16.3 (-3.0)				12.8 (-1.2)			

SERIES BREAKDOWN

Overall:	8-6
Crenshaw vs. GB:	0-1
at Green Bay:	4-4
at IUPUI:	3-2
neutral:	1-0
Last Meeting:	Jan. 13, 2022 in Green Bay
Outcome:	Green Bay 69, IUPUI 54
Streak:	GB has won 2

Opponent Stat Leaders

Points:	Kamari McGee (11.3 ppg)
Rebounds:	Emmanuel Ansong (5.1 rpg)
Assists:	Lucas Stieber (3.6 apg)
Threes Made:	Kamari McGee (23)
Blocked Shots:	Japannah Kellogg III (17)
Steals:	Kamari McGee (28)
Minutes Played:	Emmanuel Ansong (29.2 mpg)

THE JAGUARS

PROBABLE STARTERS (based on last game)

No.	Name	Yr.	Pos.	Ht.	Hometown	PPG	RPG	APG	FG%	3FG%	FT%
00	B.J. Maxwell	Gr.	G/F	6-5	Austin, Texas	12.7	4.9	1.0	.369	.258	.813
4	Bakari LaStrap	So.	G	6-0	Houston, Texas	8.3	2.0	2.6	.378	.276	.631
5	Nathan McClure	Jr.	G	6-4	Houston, Texas	5.9	4.9	1.2	.370	.321	.714
10	Mike DePersia	Jr.	G	5-11	Cherry Hill, N.J.	6.2	3.0	3.2	.381	.411	.675
23	Chuks Isitua	Fr.	F/C	6-11	Lagos, Nigeria	5.3	4.2	0.3	.523	---	.560

OFF THE BENCH

25	Boston Stanton III	Fr.	G	6-5	Denver, Colo.	4.4	2.1	1.0	.268	.260	.667
----	--------------------	-----	---	-----	---------------	-----	-----	-----	------	------	------

QUICK HITTERS

IUPUI will close out the regular season on Saturday when the Jaguars host Green Bay at 4:45 inside the Jungle. IUPUI will honor its four seniors - **Jonah Carrasco**, **Bobby Harvey**, **B.J. Maxwell** and **Nathan McClure** just prior to tip-off.

IUPUI will be the No. 12 seed in the upcoming Keeps Horizon League Men's Basketball Championship and will go on the road to face the No. 5 seed on Tuesday night (Mar. 1). Should the Jaguars pull a first round upset, the Jags would then take on No. 1 seed Cleveland State at the Wolstein Center on Thursday night (Mar. 3).

Mike DePersia was voted to the #HLMBB All-Academic Team earlier this week while Nathan McClure earned honorable mention honors. It marked DePersia's second straight year earning inclusion while McClure was recognized in his first season of eligibility. DePersia has managed a 3.65 grade point average while majoring in finance while McClure owns a 3.95 GPA and is majoring in general studies.

Graduate transfer B.J. Maxwell has scored in double-digits in nine straight games entering today's contest. During that span, Maxwell is averaging 16.3 points and 6.0 rebounds per game. The Austin, Texas-native tallied his 1,000th collegiate point on Feb. 10 at Purdue Fort Wayne. He has 1,089 career points, spanning four schools at the Division I and Division II levels, accumulating 385 points at Abilene Christian, 2 at Detroit Mercy, 371 at St. Edward's University and has 331 this season at IUPUI.

Freshman **Chuks Isitua** is making a real case to earn a spot on the league's All-Freshman Team as he's averaging 6.1 points and 5.3 rebounds against league foes and ranks among the league's top-20 in rebounds and blocked shots in league play.

IUPUI has used 11 different players this season and amazingly, all 11 have scored in double-digits at least once this season. **B.J. Maxwell** has a team-high 16 double-digit scoring games this season and **Bakari LaStrap** has done so 11 times. **Mike DePersia** was the last of the 11 Jaguars to score in double-digits this season, doing so against Northern Kentucky on Jan. 22.

Only two Jaguars have played all 27 games this season - **Bakari LaStrap** and **Chuks Isitua**. Every other IUPUI player has missed at least one game this season due to injury or COVID protocols. IUPUI has had just six players in uniform in each of its past 10 games and likely will have just six in uniform going forward as five different players have suffered season ending injuries.

The IUPUI basketball team had a 3.23 grade point average for the fall with 10 of the 14 team members notching a 3.0 or better. **Nathan McClure** had a perfect 4.0 in the fall and Stanton had a 3.95 mark. As a team, the Jaguars currently have a cumulative 3.37 team GPA.

2021-2022 ROSTER

NUMERIC ROSTER

#	Name	Pos.	Ht.	Wt.	Yr.	Hometown/High School (Previous)
00	B.J. Maxwell	G/F	6-5	200	Gr.	Austin, Texas/LBJ (St. Edward's (Tex.) Univ.)
1	KJ Pruitt	G	6-4	203	Fr.	Lewisville, Texas/Sunrise Christian Academy
2	Bobby Harvey	G	6-3	200	Sr.	Chicago, Ill./Hillcrest (Wabash Valley (Ill.) College)
4	Bakari LaStrap	G	6-0	170	So.	Houston, Texas/The Woodlands Christian Academy
5	Nathan McClure	G	6-4	175	Jr.	Houston, Texas/Concordia Lutheran (State Fair (Mo.) C.C.)
10	Mike DePersia	G	5-11	175	Jr.	Cherry Hill, N.J./Haddonfield Memorial
11	Kaleb Edwards	G	6-3	175	Fr.	Fishers, Ind./Guerin Catholic
15	Zach Gunn	F	6-6	210	Gr.	Fishers, Ind./Hamilton Southeastern (Ball State)
20	Derek Petersen	G	6-2	175	Fr.	Greenwood, Ind./Greenwood Christian (Hope College)
23	Chuks Isitua	F/C	6-11	220	Fr.	Lagos, Nigeria/Jack Yates (Tex.)
24	Jonah Carrasco	F	6-9	220	Sr.	Wichita, Kan./Wichita North (Otero (Colo.) J.C.)
25	Boston Stanton III	G	6-5	190	Fr.	Denver, Colo./Denver East
33	Dimitar Pandev	F	6-10	225	Sr.	Strumica, Macedonia/The Skill Factory (Ga.) (Clarendon College)

Head Coach: Matt Crenshaw (1st season as HC - IUPUI, '04; 13th season at IUPUI)

Assistant Coach: Antwain Banks (1st season - IU Southeast, '04)

Assistant Coach: Tommy Strine (1st season - IPFW, '14)

Assistant Coach: Roy Hairston (3rd season - Purdue, '97)

Director of Operations: Aaron Evans (3rd season - Marian, '14)

ROSTER BREAKDOWNS

BY CLASS-

Freshmen: 5

Juniors: 2

Grads: 2

Sophomores: 1

Seniors: 4

BY PRIMARY POSITION-

Guards: 10

Centers: 0

Forwards: 4

BY HOME STATE/COUNTRY-

Texas: 4

Indiana: 3

Illinois/Alabama/Colorado/Kansas/

New Jersey/Macedonia/Nigeria: 1

PRONUNCIATION GUIDE

Jonah **CARRASCO** (cuh-RASS-ko)

CHUKS (CHOOKS) **ISITUA** (ee-see-TOO-uh)

DIMITAR (DIM-ee-tar) **PANDEV** (PAN-dev)

RADIO / TV ROSTER




#00 - B.J. MAXWELL

6-5 // Gr. // G/F

Austin, Texas

Public Relations MA




#1 - KJ PRUITT

6-4 // Fr. // G

Lewisville, Texas

Sports Management



#2 - BOBBY HARVEY

6-3 // Sr. // G

Chicago, Ill.

General Studies



#4 - BAKARI LaSTRAP

6-0 // Soph. // G

Houston, Texas

Business




#5 - NATHAN McCLURE

6-4 // Jr. // G

Houston, Texas

General Studies



#10 - MIKE DePERSIA

5-11 // Jr. // G

Cherry Hill, N.J.

Finance




#11 - KALEB EDWARDS

6-3 // Fr. // G

Fishers, Ind.

Business



#15 - ZACH GUNN

6-6 // Gr. // F

Fishers, Ind.

Organizational Leadership MS



#20 - DEREK PETERSEN

6-2 // R-Fr. // G

Greenwood, Ind.

Computer Engineering



#23 - CHUKS ISITUA

6-11 // Fr. // F/C

Lagos, Nigeria

OLS




#24 - JONAH CARRASCO

6-9 // Sr. // F

Wichita, Kan.

General Studies



#25 - BOSTON STANTON III

6-5 // Fr. // G

Denver, Colo.

Psychology



#33 - DIMITAR PANDEV

6-10 // Sr. // F

Strumica, Macedonia

General Studies



MATT CRENSHAW

Head Coach

13th season at IUPUI

1st season as HC



ANTWAIN BANKS

Assistant Coach

1st season



TOMMY STRINE

Assistant Coach

1st season



ROY HAIRSTON

Assistant Coach

3rd season

POLLS

ASSOCIATED PRESS

Week 16 - Feb. 20

Rank	Team (1st)
1.	Gonzaga (61)
2.	Arizona
3.	Auburn
4.	Purdue
5.	Kansas
6.	Kentucky
7.	Duke
8.	Villanova
9.	Texas Tech
10.	Baylor
11.	Providence
12.	UCLA
13.	Wisconsin
14.	Houston
15.	Illinois
16.	USC
17.	Tennessee
18.	Arkansas
19.	Murray State
20.	Texas
21.	UConn
22.	Ohio State
23.	Saint Mary's
24.	Alabama
25.	Iowa

COACHES

Week 16 - Feb. 20

Rank	Team (1st)
1.	Gonzaga (32)
2.	Arizona
3.	Kentucky
4.	Auburn
5.	Kansas
6.	Duke
7.	Purdue
8.	Villanova
9.	Texas Tech
10.	Providence
11.	Baylor
12.	Wisconsin
13.	UCLA
14.	Illinois
15.	Houston
16.	USC
17.	Tennessee
18.	Arkansas
19.	Ohio State
20.	UConn
21.	Murray State
22.	Texas
23.	Saint Mary's
24.	Michigan State
25.	Alabama

MID-MAJOR TOP 25

February 21

Rk	Team (1st)	Record	Pts.	Prev.	Conf.
1	Gonzaga (31)	23-2	775	1	West Coast
2	Murray State	26-2	741	2	Ohio Valley
3	Saint Mary's	22-6	674	7	West Coast
4	South Dakota State	25-4	642	3	Summit
5	Loyola Chicago	20-6	604	5	Missouri Valley
6	Iona	22-5	603	10	Metro Atlantic
7	Toledo	21-6	557	4	Mid-American
8	Belmont	24-5	553	12	Ohio Valley
9	New Mexico State	22-4	502	13	Western Athletic
10	Chattanooga	22-7	490	6	Southern
11	Vermont	22-5	481	8	America East
12	San Francisco	21-7	451	11	West Coast
13	Wagner	19-3	392	16	Northeast
14	Towson	21-7	390	20	Colonial
15	Kent State	17-9	281	NR	Mid-American
16	BYU	19-9	272	14	West Coast
17	Ohio	22-5	237	9	Mid-American
18	Cleveland State	19-7	234	15	Horizon
19	Montana State	21-6	221	17	Big Sky
20	Longwood	21-6	156	25	Big South
21	Northern Iowa	16-10	113	NR	Missouri Valley
22	Drake	19-9	99	21	Missouri Valley
23	Seattle	21-6	80	NR	Western Athletic
24	UNCW	19-8	76	23	Colonial
25	Texas State	19-6	68	NR	Sun Belt

HORIZON LEAGUE PRESEASON POLLS

PL. School (1st-place) - Votes

1.	Cleveland State (30) - 502
2.	Wright State (9) - 463
3.	Northern Kentucky (1) - 406
4.	Milwaukee (2) - 396
5.	Detroit Mercy (2) - 350
6.	Oakland - 340
7.	Youngstown State - 214
8.	UIC - 204
9.	Purdue Fort Wayne - 169
10.	Robert Morris - 157
11.	Green Bay - 146
12.	IUPUI - 85

Preseason POTY: Antoine Davis, Detroit Mercy

First Team (alphabetical order by school)

Torrey Patton, Cleveland State
 Antoine Davis, Detroit Mercy
 Patrick Baldwin Jr., Milwaukee
 Jalen Moore, Oakland
 Grant Basile, Wright State

Second Team (alphabetical order by school)

DeAndre Gholston, Milwaukee
 Trevon Faulkner, Northern Kentucky
 Marques Warrick, Northern Kentucky
 Jarred Godfrey, Purdue Fort Wayne
 Tanner Holden, Wright State

HORIZON LEAGUE

HORIZON LEAGUE STANDINGS

through games on Feb. 25

Team	Overall (Pct.)	HL (Pct.)
Cleveland State	19-8 (.704)	15-5 (.750)
Purdue Fort Wayne	19-10 (.655)	14-6 (.700)
Northern Kentucky	17-11 (.607)	13-6 (.684)
Wright State	17-13 (.567)	14-7 (.667)
Detroit Mercy	13-13 (.500)	10-6 (.625)
Oakland	18-11 (.621)	11-7 (.611)
Youngstown State	18-12 (.600)	12-8 (.600)
UIC	12-15 (.444)	8-10 (.444)
Milwaukee	10-20 (.333)	8-13 (.381)
Robert Morris	7-22 (.241)	5-15 (.250)
Green Bay	4-24 (.143)	3-16 (.158)
IUPUI	3-24 (.111)	1-15 (.062)

HORIZON LEAGUE SCHEDULE

Date	Game	Time
2/26	Purdue Fort Wayne at Detroit Mercy	1pm
	Cleveland St. at Oakland	3pm
	Green Bay at IUPUI	4:45pm
	Youngstown St. at Northern Ky.	7pm
	Robert Morris at Wright St.	7pm
	Milwaukee at UIC	8pm

IUPUI IN HORIZON LEAGUE STATS

through games on Feb. 24 [denotes NCAA ranking]

Category	HL [Nat Rk.]	Stat
Scoring	12th	52.67 ppg
Scoring Defense	2nd	67.04 ppg
Scoring Margin	12th	-14.37 ppg
Free Throw %	12th	66.4%
Field Goal %	12th	37.9%
Field Goal % Def.	6th	44.2%
3Pt Field Goal %	11th	28.9%
3Pt Field Goal % Def	10th	35.8%
Rebounding Offense	10th	31.44 rpg
Rebounding Defense	4th	32.93 rpg
Rebounding Margin	9th	-1.48 rpg
Blocked Shots	10th	2.41 bpg
Assists	12th	10.41 apg
Steals	9th	5.63 spg
Turnover Margin	11th	-3.00 to/g
Turnovers	12th	16.30 to/g
Assist/TO Ratio	12th	0.64 a/to
Offensive Rebounds	4th	10.41 rpg
Defensive Rebounds	11th	21.04 rpg
Offensive Reb. Pct.	4th	31.2%
Defensive Reb. Pct.	11th	67.9%
3FG Made	12th	5.07/game

Category	Rank	Stat
Scoring		
B.J. Maxwell	20th	12.69 ppg
Assists		
Mike DePersia	12th	3.23 apg
Assist-to-Turnover Ratio		
Mike DePersia	1st	2.73 a/to
Minutes Played		
B.J. Maxwell	10th	33.24 mpg

SOME NUGGETS

-With his 12 points against Milwaukee on Thursday, Nathan McClure hit for double-digits in back-to-back games for the first time in his IUPUI career. McClure tallied 13 at Youngstown State last Saturday as well.

-McClure had made at least one three in nine straight games and has made 17-of-42 (40.5 percent) attempts during that span.

-Junior Mike DePersia has made two threes in each of IUPUI's last three games, going 6-of-13 (46.2 percent) during that span. The New Jersey-native has made at least one three in 13 of the team's last 14 games.

-Freshman Chuks Isitua has grabbed 10 boards or more in four of IUPUI's last seven games. Two of those games - at Cleveland State (12 pts, 10 reb) and vs. Milwaukee (12 pts, 10 reb) - have been double-doubles. He's averaging 8.9 rebounds per game over those seven games, including 3.7 offensive boards per game.

-B.J. Maxwell has scored in double-digits in nine straight games entering today's contest, his longest stretch of the season.

FANTASTIC VOYAGE

IUPUI recently completed a five-game road stretch between Feb. 10-19, logging 1,612 miles and more than 26 hours on the bus. During the stretch, IUPUI played road games at Purdue Fort Wayne (Feb. 10), Cleveland State (Feb. 12), UIC (Feb. 14), Robert Morris (Feb. 17) and Youngstown State (Feb. 19), going 1-4 on the trip.

The Jags spent roughly 30 hours at home in Indy following the game at UIC before trekking 350-plus miles to Moon Township, Pa., for the game at Robert Morris.

SIX STRONG

IUPUI has played its past 10 games with just six in uniform as injuries have ravaged the roster. It began in the preseason when Zach Gunn was lost to a season ending injury and four others (Jonah Carrasco, Bobby Harvey, KJ Pruitt and recently departed Azariah Seay) have since been lost for the season. Carrasco was the most recent to be bitten by the injury bug, suffering a season-ender against East-West on Jan. 31. In addition, senior Dimitar Pandev is no longer on campus after having returned to Macedonia at the start of the spring semester.

Lastly, two freshmen (Kaleb Edwards and Derek Petersen) won't suit up this season as redshirts, leaving head coach Matt Crenshaw with just six in uniform.

SINCE SIX

It could be argued that IUPUI has played better basketball since being relegated to just six players, beginning with the Jan. 22 game against Northern Kentucky.

Here are some comparables of full season vs. last 10 games.

	Full Season	Last 10 Games
FG%:	37.9%	38.7%
3FG%:	28.9%	31.8%
REB MARGIN:	-1.5	+0.0
OPP FG%:	44.2%	43.3%
PPG:	52.7	55.7
OPP PPG:	67.0	65.4

All six individuals have seen dramatic production increases as well. Here are some individual numbers over the past 10 games:

B.J. Maxwell (15.6 ppg, 5.7 rpg)
 Bakari LaStrap (10.7 ppg, 3.3 apg)
 Nathan McClure (9.2 ppg, 6.6 rpg, 40.5 3FG%)
 Mike DePersia (8.1 ppg, 3.8 rpg, 4.2 apg, 3.00 a/to ratio)
 Chuks Isitua (7.3 ppg, 7.6 rpg, 1.0 bpg)
 Boston Stanton III (4.4 ppg, 2.7 rpg)

GET DEFENSIVE

Through a combination of pace and production, IUPUI is second in the Horizon League in scoring defense, allowing 67.0 points per game.

DAT DUB

IUPUI finally got the monkey off its back, capturing a road win at Robert Morris on Feb. 17, 66-56. IUPUI hit 7-of-8 from three in the second half to finish at 50 percent for the game. B.J. Maxwell and Bakari LaStrap both finished with a game-high 18 points and Mike DePersia scored 11 of his 13 points after halftime.

The win was IUPUI's first victory over a Division I foe this season and the Jaguars' first road win of the season.

JERSEY MIKE DELIVERS

Junior Mike DePersia currently leads the Horizon League (18th nationally) with a 2.73 assist-to-turnover ratio, having delivered 71 assists against just 26 miscues. He recently moved into the top-15 in the league in assists at 3.23/game and had a season-high six assists and no turnovers against Robert Morris on Feb. 5. Included in those six assists was the 200th dime of his collegiate career.

He's only had more turnovers than assists in a game once this year and just eight times in his 72 career games played.

Last season he ranked No. 3 in the country with a 3.74 assist-to-turnover ratio, delivering 71 assists against just 19 miscues. In league play, he upped that figure to 4.13. His 3.74 mark last season easily eclipsed the previous IUPUI single-season mark, which was 3.30 set by Taj Hawkins back in 2001-02.

DePersia tied IUPUI's single-game record with 14 assists in a game in a Feb. 12, 2021 win over UIC, doing so without committing a turnover. He had a six-game span where he didn't turn the ball over once, dishing out 31 assists during that span.

His current 2.61 career assist-to-turnover ratio (227 assists / 87 turnovers) is in line to set a new IUPUI career records. The current IUPUI career record in the category is 2.16 as Brady Adkins had 261 assists against just 121 turnovers from 1994-1996.

JONAH TIES THE BLOCK MARK

Not only did Jonah Carrasco register his first career double-double against East-West on Jan. 31 with 13 points and 10 boards, he also tied the IUPUI single-game record with seven blocked shots.

Coming in, 6-foot-6 John Hester held the single-game record, having swatted seven shots against Indiana Tech on Jan. 21, 1997.

THIN BENCH

IUPUI's bench was averaging nearly 20 points per game for the bulk of the season before injuries beset the roster. IUPUI got at least 10 bench points in each of the first 17 games of the season, but has yet to do so in nine of the team's past ten games.

For the season, IUPUI reserves are averaging 14.0 points per game.

UNIVERSITY QUICK FACTS

Location Indianapolis, Ind.
Founded 1969
Nickname Jaguars
Colors Red, gold & black
Enrollment 30,000
Affiliation NCAA Division I
Conference The Horizon League
Home Facility (Cap.) Indiana Farmers Coliseum (6,800)
Interim Chancellor (as of 3/1) Andrew R. Klein
Athletics Director Dr. Roderick Perry
Website www.IUPUIJags.com
Twitter @IUPUIJaguars
Athletics Phone (317) 278-5247
Mailing Address 1000 Waterway Blvd.
 Indianapolis, IN 46202

BASKETBALL HISTORY

First Yr. of basketball 1972
Seasons of basketball 51st
Seasons of Division I basketball 24th
Division I (1998-pres.) Record 290-337 (.463)
NCAA Appearances 1
Last NCAA Appearance 2003
Last Postseason Appearance 2019 (CIT - First Round)

UNIVERSITY NOTES

ABOUT THE UNIVERSITY

IUPUI is a public research university located in downtown Indianapolis that is the result of a merger of the Purdue Indianapolis Extension Center (1946) and Indiana University Indianapolis (1916). The merger was completed in 1969 and athletics began in 1972.

The university offers more than 200 degree programs and boasts an enrollment over 30,000 (22,000 undergrad and 8,000 postgrad). The university also boasts an endowment of more than \$850 million.

The university is ranked among the Top 200 "National Universities" and ranked 7th for "Up and Coming Schools." U.S. News has ranked IUPUI among the nation's elite for 13 straight years.

All total, the campus covers 509 acres and is located along Indy's Cultural Trail.

IUPUI includes the nation's largest nursing school, the second largest medical school in the country, the only dental school in the state, and the country's oldest school of physical education. IUPUI is among the top 20 campuses in the nation for graduate professional degrees conferred

ATHLETIC PROWESS

IUPUI was a primary beneficiary of the 1987 Pan-American Games in Indianapolis and continues to boast some world renowned facilities.

The IU Natatorium is located on the IUPUI campus and is among the best swimming & diving facilities in the world. It has hosted the U.S. Olympic Team Trials four different times and 12 NCAA National Championship meets. In addition, the 2017 World Juniors were held at IUPUI and 16 world records have been set in the Natatorium water.

Adjacent west is the Michael A. Carroll Track & Soccer Stadium which has hosted several USA Outdoor Track & Field Championships and NCAA Championships, along with the 1988 US Olympic Trials. Florence Griffith-Joyner set the 100m world record of 10.49 on the track.

In basketball circles, IUPUI is best known as the long-time host of the Nike All-American Camp, which was held on campus for two decades. The nation's top prep players and coaches from every level converged on campus for two weeks each summer in what was considered the elite college recruiting event of the year. Alum included LeBron James, Chris Webber, Allen Iverson, Kevin Garnett, Jason Kidd and Paul Pierce, among many others.

GEORGE HILL

IUPUI's best known basketball alum is current NBAer George Hill, who is in his 14th year in the league this season. Hill was originally drafted by the San Antonio Spurs (1st rd., 26th overall) in 2008.

He's played for the Spurs (2008-11), Indiana Pacers (2011-16), Utah Jazz (2016-17), Sacramento Kings (2017-18), Cleveland Cavaliers (2018), Milwaukee Bucks (2018-20), Oklahoma City Thunder (2020) and Philadelphia 76ers (2021) before returning to Milwaukee this season. He's played in 825 regular season games, making nearly 500 career starts and averaging 11.0 points and 3.2 assists per game in his NBA career. He led the league in three-point percentage 2019-20 at 46 percent and is a career 38.4 percent shooter.

Entering this season, he's played in 139 career playoff games, starting 91 times and averaging 11.4 points per game.

CRAFTY VETERAN

Maxwell is an interesting case study in today's new world of college basketball as he's entering his seventh year of college this season. After redshirting his opening season (2015-16) at Abilene Christian, he played three full seasons at ACU before transferring out for a fifth season. He played just two games at Detroit Mercy in 2019-20 before suffering a season ending injury and receiving another season of eligibility. He spent all of last season at Saint Edward's University in Austin, Texas, where he averaged 18.6 points and 5.3 boards per game while earning NABC Second Team All-District honors.

After all NCAA student-athletes were granted an additional year of eligibility due to COVID-19 issues, Maxwell opted to join the IUPUI program for a seventh season of schooling. He entered this season having played 94 collegiate basketball games and having scored 758 points across both NCAA Division I and II levels.

A GRAND NIGHT

Maxwell's journey has spanned four schools in three different states at both the Division I and Division II levels, but through it all, he's pumped in more than 1,000 collegiate points. Maxwell has 1,089 collegiate points entering play - 385 at Abilene Christian, 2 at Detroit Mercy, 371 at St. Edward's University and 330 this season at IUPUI.

OFFENSE IS OFFENSIVE

IUPUI is currently last in the nation in scoring offense (52.7 ppg) and 344th of 350 teams in turnovers per game (16.3 to/gm). IUPUI's shooting has been ugly as well as the Jags are 349th nationally at 37.9 percent from the field.

The Jags have topped 60 points just five times this season.

TAKING ADVANTAGE

The category that has been the most damaging to the Jaguars this season may very well be points off turnovers. While IUPUI turns it over 3.0 times more than their opponents this year, it's the conversion rate that's more alarming.

IUPUI opponents are scoring 19.9 points per game in points off turnovers while the Jags are scoring just 11.0 points per game off turnovers - a difference of 8.9 points per game.

EXPERIENCE MATTERS

Despite having eight players classified as upperclassmen, the IUPUI roster entered this season without a ton of actual Division I experience. Mike DePersia (1,241 career minutes) and B.J. Maxwell (1,156 minutes between ACU and Detroit Mercy) are the only two to have played at least 1,000 career minutes. A third, Zach Gunn, was closing in on the number having played 920 minutes in three seasons at Ball State, but will miss the entire season due to a preseason injury.

Six others in the IUPUI rotation entered this season having played fewer than 400 career minutes in Nathan McClure (388), Azariah Seay (376 between IUPUI and Alabama State), Bobby Harvey (255), Bakari LaStrap (234), Dimitar Pandev (62) and Jonah Carrasco (49).

FRESH STARTERS

Rarely have freshmen cracked IUPUI's starting five in the program's Division I era. It's super rare to have multiple freshmen starting, but that's the case for the Jags as prior to injury, both KJ Pruitt and Boston Stanton III were routinely among the first five. Here's a look at other freshmen who have started more than half of the team's games in a given season in the D1 era.

Aaron Brennan - 2014-15 (started 24 of 31 games)
Lyonell Gaines - 2011-12 (started 27 of 32 games)
Alex Young - 2008-09 (started 21 of 30 games)
George Hill - 2004-05 (started 21 of 29 games)

Only one other time in the program's Division I era have the Jags had two freshmen as primary starters as Brennan and D.J. McCall were consistent starters in the 2014-2015 campaign.

HOOSIER TIES

For the first time in program history, IUPUI opened the season with a starting five that didn't include an Indiana-native. In program history, 73 percent of the players have come from the state of Indiana and IUPUI had never started a game in the Division I era (1998-present) without having at least one Indiana-native included.

In fact, it's unlikely that IUPUI gets any contributions from any Indiana-natives this year as Zach Gunn will miss the season due to injury and non-scholarship freshmen Kaleb Edwards and Derek Petersen are expected to redshirt.

LONESTARS

IUPUI had never had a Texas-native in the program prior to 2019 when Taveion White joined the program. Fast forward to 2021-2022 and IUPUI has four Texas-natives (B.J. Maxwell, KJ Pruitt, Bakari LaStrap and Nathan McClure) on the team and a fifth who played high school in Texas in Chuks Isitua.

IUPUI signed another Texas-product for next season as well as 6-foot-3 guard Daylan Hamilton, who currently plays at Triton College, hails from Houston.

DEPARTED

IUPUI returns just 32.5 percent of its scoring from a season ago as the trio of Marcus Burk (21.7 ppg, 45 3's), Jaylen Minnett (16.4 ppg, 41 3's) and Elyjah Goss (11.1 ppg, 11.6 rpg) are all playing elsewhere this season.

Burk inked a deal with the G League Grand Rapids Gold (affiliate of the Denver Nuggets), Goss is playing professionally in Sweden and Minnett opted to play a graduate season at Missouri State.

Burk finished his two-year IUPUI career ranked No. 22 on the program's all-time scoring list with 1,072 points and Minnett finished No. 9 on the program's all-time scoring list with 1,403 career points and as the program's all-time leader in threes made (285). Goss closed his career as the program's all-time leader in rebounds (880) and a D1 record 25 double-doubles.

FRESH FACES

Hired in April, head coach Matt Crenshaw had to build out his roster for this season in short order. He added five scholarship additions in graduate transfers Zach Gunn (Ball State) and B.J. Maxwell (St. Edward's University) and three freshmen in Chuks Isitua, KJ Pruitt and Boston Stanton III.

Gunn, who will miss the season due to an injury suffered in the preseason, played in 69 games and averaged 4.7 points per game during his four-year Ball State career. Maxwell, who played last season at Division II SEU in Austin, Texas, was the Lone Star Conference (LSC) Newcomer of the Year after averaging 18.6 points, 5.3 rebounds and 2.3 assists per game last season.

Isitua, a 6-foot-11 forward/center, was considered among the top recruits from the state of Texas and was named to the 2021 All-VYPE Houston Boys Public School Basketball Team.

Pruitt, a 6-foot-4 guard, was originally in the Class of 2020 before attending Sunrise Christian Academy last season and reclassifying to the 2021 class. He averaged 14.5 points, 6.0 rebounds and 4.5 assists per game as a senior at Lewisville (Texas) High School before suffering an injury in the season's final game.

Stanton III, the final addition to the program, is a 6-foot-5 guard from Denver East (Colo.) High School. He averaged 21.0 points, 5.6 rebounds and 2.7 assists per game as a junior, but had his senior year derailed by an injury and averaged just 14.2 points, 3.8 rebounds and 2.2 steals per game in five games.

SMALL WONDERS

IUPUI will most likely be undersized in each and every game this season as the average height on the IUPUI roster is just 6' 4 3/4" this season. The IUPUI roster boasts just three players taller than 6-foot-9 in Isitua (6-11), Pandev (6-10) and Carrasco (6-9).

Pandev played just 60 minutes last season before missing the final two months due to injury and Carrasco played just 50 minutes last season.

Given the lack of size, it's likely that Crenshaw will deploy a number of four guard and five guard combinations this season.

AROUND THE DEPARTMENT

DELTA DEVIL TO A JAGUAR

IUPUI introduced a new Senior Associate AD for Internal Operations / SWA this week as K. Renia Edwards (pronounced ruh-NAY) joined the IUPUI staff from Mississippi Valley State. Edwards brings a variety of experience to the IUPUI staff, having worked largely in compliance, internal operations and student affairs in her prior stops.

Edwards has worked at all levels of Division I athletics, spanning stints at South Carolina State (2010-2014), University of South Carolina (2004-2010), Virginia Tech (2001-2004) and Iowa (1998-2001). She began duties on Feb. 14.

NEW SOCCER COACH

The IUPUI Athletics Department recently named Sid van Druenen as the program's next head men's soccer coach. van Druenen comes to IUPUI from Wright State where he assisted the Raiders program since 2017.

A native of the Netherlands, van Druenen has professional playing and coaching experience before later joining the collegiate coaching ranks. He helped Wright State to a Horizon League regular season title in 2018 and an NCAA Tournament appearance in 2019, followed by a first round win over Notre Dame in the tournament.

MAKING THE GRADE

The IUPUI Athletics Department recorded an impressive 3.43 grade point average during the fall semester as head coach Jason Suscha's women's tennis team topped the department with a 3.82 mark. The softball team had a 3.68 team GPA and the men's tennis team posted a 3.64 effort.

BASKETBALL CENTRAL

A year after helping host the entire NCAA Men's Basketball Tournament in the Circle City, IUPUI will be slightly less busy this March. That said, IUPUI will serve as an institutional co-host for First and Second Round games this March inside Gainbridge Fieldhouse in downtown Indianapolis.

Also, the Horizon League Tournament will be held inside Indiana Farmers Coliseum for a third straight year in 2022.



2020-2021 MISCELLANEOUS STATISTICS

IUPUI'S RECORD WHEN...

	'21-22 Overall	'21-22 HL Crenshaw	Under
Home:	2-10	0-8	2-10
Away:	1-12	1-7	1-12
Neutral:	0-2	0-0	0-2
Overtime:	0-0	0-0	0-0
Lead @ Halftime:	2-2	0-1	2-2
Trail @ Halftime:	0-21	0-14	0-21
Tied @ Halftime:	1-1	1-0	1-1
Leading w/ 5:00 left:	3-1	1-0	3-1
Trailing w/ 5:00 left:	0-22	0-14	0-22
Tied w/ 5:00 left:	0-1	0-1	0-1
Shooting 50% or better:	1-1	1-1	1-1
Shooting 40-50%:	2-4	0-3	2-4
Shooting less than 40%:	0-19	0-11	0-19
Opp. shoots 50% or better:	0-5	0-4	0-5
Opp. shoots 40-50%:	0-13	0-9	0-13
Opp. shoots less than 40%:	3-6	1-2	3-6
Shooting better % than opp.	3-6	1-3	3-6
Shooting worse % than opp.	0-18	0-12	0-18
Scoring less than 50:	0-11	0-6	0-11
Score 50-59 pts:	0-11	0-7	0-11
Score 60-69 pts:	2-2	1-2	2-2
Score 70-79 pts:	1-0	0-0	1-0
Score 80-89 pts:	0-0	0-0	0-0
Score 90+ pts:	0-0	0-0	0-0
Opp. scores less than 50:	1-0	0-0	1-0
Opp. scores 50-59 pts:	2-2	1-1	2-2
Opp. scores 60-69 pts:	0-12	0-7	0-12
Opp. scores 70-79 pts:	0-6	0-5	0-6
Opp. scores 80-89 pts:	0-4	0-2	0-4
Opp. scores 90+ pts:	0-0	0-0	0-0
Commit less TO than opp.	1-5	1-3	1-5
Commit more TO than opp.	1-16	0-9	1-16
Commit same TO as opp.	1-3	0-3	1-3
Outrebound opponent:	2-8	0-4	2-8
Outrebounded:	1-14	1-9	1-14
Rebounding is equal:	0-2	0-2	0-2
Bench outscores opp.:	1-5	0-3	1-5
Bench is outscored:	2-19	1-12	2-19
Bench scoring is equal:	0-0	0-0	0-0
Hit more FT than opp.:	2-4	0-3	2-4
Hit less FT than opp.:	1-20	1-12	1-20
Hit same FT as opp.:	0-0	0-0	0-0
Hit more 3's than opp.:	2-5	1-3	2-5
Hit less 3's than opp.:	1-16	0-10	1-16
Hit same 3's as opp.:	0-3	0-2	0-3
Decided by 5 pts or less:	0-3	0-2	0-3
Decided by 6-10 points:	1-4	1-1	1-4
Decided by 10+ points:	2-17	0-12	2-17
In home whites:	0-0	0-0	0-0
In grays:	2-11	0-8	2-11
In road blacks:	0-8	0-4	0-8
In road reds:	1-5	1-3	1-5
7 in double-digits:	0-0	0-0	0-0
6 in double-digits:	0-0	0-0	0-0
5 in double-digits:	1-0	0-0	1-0
4 in double-digits:	0-2	0-2	0-2
3 in double-digits:	1-3	1-2	1-3
2 in double-digits:	0-11	0-7	0-11
1 in double-digits:	1-6	0-3	1-6
0 in double-digits:	0-2	0-1	0-2
On Mondays:	1-4	0-2	1-4
On Tuesdays:	1-3	0-0	1-3
On Wednesdays:	0-1	0-0	0-1
On Thursdays:	1-8	1-6	1-8
On Fridays:	0-1	0-0	0-1
On Saturdays:	0-7	0-7	0-7
On Sundays:	0-0	0-0	0-0
In November:	1-5	0-0	1-5
In December:	0-5	0-2	0-5
In January:	1-7	0-6	1-7
In February:	1-7	1-7	1-7
In March:	0-0	0-0	0-0

CAREER DOUBLE-DIGIT PERFORMANCES/STARTS/DUNKS

Double-Digit Scoring Gms		
Name	Sea	Car
Maxwell	18	18
LaStrap	12	13
DePersia	4	7
McClure	5	6
Isitua	4	4
Harvey	1	3
Carrasco	2	2
Stanton III	2	2
Pandev	1	1
Pruitt	1	1

20+ Point Scoring Games		
Name	Sea	Car
Maxwell	2	2

30+ Point Scoring Games		
Name	Sea	Car

Double-Digit Reb. Games		
Name	Sea	Car
Isitua	4	4
Maxwell	3	3
McClure	2	2
Carrasco	1	1

Double-Doubles		
Name	Sea	Car
Maxwell	3	3
Isitua	2	2
Carrasco	1	1
McClure	1	1

Games Started		
Name	Sea	Car
DePersia	14	42
McClure	24	37
Maxwell	25	25
Stanton III	18	18
Carrasco	16	16
Isitua	12	12
LaStrap	11	12
Pruitt	10	10
Harvey	1	5
Pandev	0	3

Dunks		
Name	Sea	Car
Isitua	8	8
Carrasco	6	7
Maxwell	3	3
LaStrap	1	2
McClure	1	2
Harvey	1	1
Pruitt	1	1

TIMES LEADING THE TEAM IN...

Points		
Name	Sea	Car
Maxwell	16	16
LaStrap	8	8
Harvey	0	1
Isitua	1	1
Pruitt	1	1

Rebounds		
Name	Sea	Car
Maxwell	8	8
McClure	7	7
Isitua	7	7
Pruitt	3	3
DePersia	3	3
Carrasco	1	1
Harvey	1	1
LaStrap	1	1
Pandev	1	1

Assists		
Name	Sea	Car
DePersia	10	29
LaStrap	13	15
McClure	13	15
Pruitt	3	3
Stanton III	3	3
Pandev	2	2
Harvey	1	1
Maxwell	1	1

Steals		
Name	Sea	Car
DePersia	7	19
LaStrap	8	11
McClure	8	9
Maxwell	5	5
Pruitt	5	5
Stanton III	4	4
Isitua	4	4
Carrasco	1	1
Harvey	1	1

Blocked Shots		
Name	Sea	Car
Carrasco	9	11
Isitua	8	8
Maxwell	0	0
McClure	0	0
DePersia	0	0
Pandev	0	0
Pruitt	0	0
Stanton III	0	0
Harvey	0	0
Maxwell	1	1

SPECIALTY STATS

PP = Points in the Paint; POT = Points off Turnover; 2nd = 2nd Chance Points; BP = Bench Points

Opponent	Result	PP	POT	2nd	BP	Largest Lead	Largest Deficit	Lead Chngs	Ties	Time w/ Lead	Time Trailing
at Butler	L, 47-56	22/16	11/7	4/3	20/8	2	15	2	2	4:06	33:56
at Evansville	L, 40-60	24/22	8/16	8/2	13/14	---	22	0	0	0:00	38:33
vs. Denver	L, 47-63	12/20	11/23	13/9	22/24	---	19	0	1	0:00	38:35
vs. TAMUCC	L, 59-65	14/32	14/21	11/13	27/31	6	11	3	1	16:08	21:50
at UTSA	L, 57-60	24/24	13/13	12/14	26/5	10	3	3	1	37:30	0:52
Spalding Univ.	W, 61-41	22/20	20/15	11/3	30/19	26	---	0	0	39:06	0:00
Detroit Mercy	L, 45-69	16/26	15/22	1/6	18/9	---	28	0	0	0:00	39:12
Oakland	L, 45-78	24/28	4/32	9/20	16/19	2	34	2	1	0:56	36:26
at Tennessee St.	L, 44-70	24/26	5/30	8/5	19/32	---	28	0	1	0:00	38:56
Chicago St.	L, 55-61	16/18	22/4	5/5	15/25	4	19	4	1	3:11	34:34
Morehead St.	L, 52-80	24/20	4/26	8/16	24/35	2	32	3	2	2:38	35:47
at Wright St.	L, 58-72	16/36	16/19	8/16	15/6	5	20	2	1	5:41	33:11
UIC	L, 65-67	32/28	13/15	12/10	23/11	8	3	9	7	22:23	10:35
at Green Bay	L, 54-69	12/12	9/17	11/13	18/28	4	16	4	1	5:48	33:22
at Milwaukee	L, 54-89	16/28	4/15	6/16	30/37	---	38	0	1	0:00	39:36
at Ohio State	L, 37-83	14/32	6/31	4/15	20/48	---	46	0	0	0:00	39:08
Wright St.	L, 45-73	26/34	11/25	6/12	21/27	3	34	4	4	3:09	33:59
Northern Ky.	L, 41-60	20/22	11/25	4/10	2/15	---	25	0	1	0:00	36:24
East-West	W, 75-59	42/20	12/19	13/4	2/15	17	---	0	1	38:01	0:00
Youngstown St.	L, 55-61	26/24	2/16	7/2	2/16	4	12	2	4	2:07	32:49
Robert Morris	L, 49-66	22/24	9/8	6/10	10/11	---	17	0	0	0:00	39:39
at Purdue FW	L, 57-72	22/26	14/32	3/19	6/17	1	22	2	1	0:19	39:08
at Cleveland St.	L, 45-83	24/34	8/33	11/14	0/31	0	49	0	0	0:00	39:10
at UIC	L, 54-57	30/18	10/15	8/7	6/8	10	4	9	9	26:31	10:16
at Robert Morris	W, 66-56	28/28	17/10	12/6	5/13	11	2	16	10	30:26	5:24
at Youngstown St.	L, 61-74	32/34	10/20	11/13	1/17	2	17	2	2	1:06	36:23
Milwaukee	L, 54-66	18/26	15/10	10/2	5/15	7	16	1	1	17:30	21:42
Green Bay											
HL 1st Rd.											
HL 2nd Rd.											
HL Semis											
HL Finals											
Totals		628/702	296/536	239/267	378/552	26	49	70	57	256:36	769:27
Averages		23.3/26.0	11.0/19.9	8.9/9.9	14.0/20.4			2.6	2.1	23.8%	71.2%

of time of time

WIN/LOSS MARGINS

WINNERS PICTURE															
Wins										1	2				
MARGIN	1	2	3	4	5	6	7	8	9	10	11-15	16-20	21-29	30+	
Losses		1	2			3			1		6	3	4	4	

2021-2022 IUPUI STATISTICS

Game Records

Record	Overall	Home	Away	Neutral
ALL GAMES	3-24	2-10	1-12	0-2
CONFERENCE	1-15	0-8	1-7	0-0
NON-CONFERENCE	2-9	2-2	0-5	0-2

Score by Periods

Team	1st	2nd	OT	TOT
IUPUI	629	793	0	1422
Opponents	845	965	0	1810

Team Box Score

No.	Player				Total		3-Point		F-Throw		Rebounds											
		GP-GS	MIN	AVG	FG-FGA	FG%	3FG-3FGA	3FG%	FT-FTA	FT%	OFF	DEF	TOT	AVG	PF	DQ	A	TO	BLK	STL	PTS	AVG
00	MAXWELL, B.J.	26-25	864:09	33.2	118-320	.369	33-128	.258	61-75	.813	33	95	128	4.9	76	1	26	42	12	28	330	12.7
4	LASTRAP, Bakari	27-11	684:23	25.3	87-230	.378	8-29	.276	41-65	.631	13	42	55	2.0	59	2	69	93	0	18	223	8.3
12	SEAY, Azariah	17-4	307:14	18.1	43-116	.371	8-43	.186	15-19	.789	18	31	49	2.9	35	1	12	25	1	10	109	6.4
10	DEPERIA, Mike	22-14	641:06	29.1	43-113	.381	23-56	.411	27-40	.675	13	53	66	3.0	46	1	71	26	1	20	136	6.2
5	MCCLURE, Nathan	26-24	790:03	30.4	51-138	.370	27-84	.321	25-35	.714	43	85	128	4.9	61	0	31	42	3	30	154	5.9
23	ISITUA, Chuks	27-12	547:06	20.3	57-109	.523	0-0	.000	28-50	.560	42	72	114	4.2	72	2	8	41	17	13	142	5.3
1	PRUITT, KJ	10-10	270:12	27.0	19-46	.413	4-14	.286	8-13	.615	8	23	31	3.1	19	0	18	31	4	10	50	5.0
24	CARRASCO, Jonah	19-16	367:51	19.4	31-64	.484	0-0	.000	22-44	.500	31	41	72	3.8	44	1	7	23	21	5	84	4.4
25	STANTON III, Boston	26-18	625:16	24.0	40-149	.268	20-77	.260	14-21	.667	4	51	55	2.1	45	0	26	65	4	14	114	4.4
2	HARVEY, Bobby	9-1	172:06	19.1	13-48	.271	10-31	.323	2-3	.667	4	19	23	2.6	18	1	7	7	1	3	38	4.2
33	PANDEV, Dimitar	16-0	130:32	8.2	15-32	.469	4-12	.333	8-13	.615	9	19	28	1.8	10	0	6	10	1	1	42	2.6
Team											63	37	100					35				
Total		27	5400		517-1365	.379	137-474	.289	251-378	.664	281	568	849	31.4	485	9	281	440	65	152	1422	52.7
Opponents		27	5400		612-1385	.442	205-573	.358	381-508	.750	268	621	889	32.9	405	7	328	359	83	194	1810	67.0

Team Statistics

	IUPUI	OPP
Scoring	1422	1810
Points per game	52.7	67.0
Scoring margin	-14.4	-
Field goals-att	517-1365	612-1385
Field goal pct	.379	.442
3 point fg-att	137-474	205-573
3-point FG pct	.289	.358
3-pt FG made per game	5.1	7.6
Free throws-att	251-378	381-508
Free throw pct	.664	.750
F-Throws made per game	9.3	14.1
Rebounds	849	889
Rebounds per game	31.4	32.9
Rebounding margin	-1.5	-
Assists	281	328
Assists per game	10.4	12.1
Turnovers	440	359
Turnovers per game	16.3	13.3
Turnover margin	-3.0	-
Assist/turnover ratio	0.6	0.9
Steals	152	194
Steals per game	5.6	7.2
Blocks	65	83
Blocks per game	2.4	3.1
Winning streak	0	-
Home win streak	0	-
Attendance	7714	38053
Home games-Avg/Game	12-643	13-2927
Neutral site-Avg/Game	-	2-173

Team Results

Date	Opponent	Score	Att.
11/09/2021	at Butler	L 47-56	7134
11/11/2021	at Evansville	L 40-60	3145
11/15/2021	vs Denver	L 47-63	197
11/16/2021	vs A&M-Corpus Christi	L 59-65	148
11/17/2021	at UTSA	L 57-60	678
11/23/2021	Spalding	W 61-41	603
12/02/2021	Detroit Mercy	L 45-69	892
12/04/2021	Oakland	L 45-78	898
12/10/2021	at Tennessee St.	L 44-70	334
12/16/2021	Chicago St.	L 55-61	725
12/21/2021	Morehead St.	L 52-80	728
01/08/2022	at Wright St.	L 58-72	2967
01/10/2022	UIC	L 65-67	613
01/13/2022	at Green Bay	L 54-69	1342
01/15/2022	at Milwaukee	L 54-89	2091
01/18/2022	at Ohio St.	L 37-83	10666
01/20/2022	Wright St.	L 45-73	692
01/22/2022	Northern Ky.	L 41-60	795
01/31/2022	East-West U.	W 75-59	163
02/03/2022	Youngstown St.	L 55-61	420
02/05/2022	Robert Morris	L 49-66	582
02/10/2022	at Purdue Fort Wayne	L 57-72	1188
02/12/2022	at Cleveland St.	L 45-83	4002
02/14/2022	at UIC	L 54-57	1242
02/17/2022	at Robert Morris	W 66-56	1154
02/19/2022	at Youngstown St.	L 61-74	2110
02/24/2022	Milwaukee	L 54-66	603

2021-2022 IUPUI HORIZON LEAGUE ONLY STATISTICS

Game Records

Record	Overall	Home	Away	Neutral
ALL GAMES	1-15	0-8	1-7	0-0
CONFERENCE	1-15	0-8	1-7	0-0
NON-CONFERENCE	0-0	0-0	0-0	0-0

Score by Periods

Team	1st	2nd	OT	TOT
IUPUI	369	479	0	848
Opponents	532	580	0	1112

Team Box Score

No.	Player				Total		3-Point		F-Throw		Rebounds											
		GP-GS	MIN	AVG	FG-FGA	FG%	3FG-3FGA	3FG%	FT-FTA	FT%	OFF	DEF	TOT	AVG	PF	DQ	A	TO	BLK	STL	PTS	AVG
00	MAXWELL, B.J.	16-15	544:57	34.1	82-207	.396	21-76	.276	34-44	.773	22	58	80	5.0	48	1	19	29	7	21	219	13.7
4	LASTRAP, Bakari	16-9	452:02	28.3	55-156	.353	6-18	.333	23-37	.622	9	29	38	2.4	35	2	46	53	0	9	139	8.7
12	SEAY, Azariah	7-3	139:04	19.9	20-58	.345	3-18	.167	6-6	1.000	7	15	22	3.1	16	0	7	8	1	6	49	7.0
10	DEPERIA, Mike	15-11	476:51	31.8	32-85	.376	17-42	.405	19-27	.704	10	36	46	3.1	32	0	55	20	1	16	100	6.7
5	MCCLURE, Nathan	15-15	507:49	33.9	31-85	.365	19-50	.380	18-24	.750	27	46	73	4.9	37	0	19	31	3	24	99	6.6
23	ISITUA, Chuks	16-9	371:33	23.2	40-80	.500	0-0	.000	17-28	.607	32	52	84	5.3	48	2	5	25	10	9	97	6.1
2	HARVEY, Bobby	1-0	18:54	18.9	2-6	.333	2-3	.667	0-1	.000	0	2	2	2.0	5	1	0	3	0	0	6	6.0
24	CARRASCO, Jonah	8-8	186:42	23.3	16-35	.457	0-0	.000	14-24	.583	10	18	28	3.5	19	1	5	14	6	5	46	5.8
1	PRUITT, KJ	2-2	63:49	31.9	5-13	.385	0-3	.000	0-0	.000	4	6	10	5.0	7	0	7	6	0	2	10	5.0
25	STANTON III, Boston	16-8	393:51	24.6	26-90	.289	12-47	.255	9-12	.750	3	31	34	2.1	30	0	9	41	3	12	73	4.6
33	PANDEV, Dimitar	6-0	44:27	7.4	3-13	.231	1-6	.167	3-4	.750	5	6	11	1.8	4	0	2	6	0	0	10	1.7
Team											37	18	55					15				
Total		16	3200		312-828	.377	81-263	.308	143-207	.691	166	317	483	30.2	281	7	174	251	31	104	848	53.0
Opponents		16	3200		381-826	.461	125-348	.359	225-293	.768	157	377	534	33.4	236	5	209	209	57	111	1112	69.5

Team Statistics

	IUPUI	OPP
Scoring	848	1112
Points per game	53.0	69.5
Scoring margin	-16.5	-
Field goals-att	312-828	381-826
Field goal pct	.377	.461
3 point fg-att	81-263	125-348
3-point FG pct	.308	.359
3-pt FG made per game	5.1	7.8
Free throws-att	143-207	225-293
Free throw pct	.691	.768
F-Throws made per game	8.9	14.1
Rebounds	483	534
Rebounds per game	30.2	33.4
Rebounding margin	-3.2	-
Assists	174	209
Assists per game	10.9	13.1
Turnovers	251	209
Turnovers per game	15.7	13.1
Turnover margin	-2.6	-
Assist/turnover ratio	0.7	1.0
Steals	104	111
Steals per game	6.5	6.9
Blocks	31	57
Blocks per game	1.9	3.6
Winning streak	0	-
Home win streak	0	-
Attendance	5495	16096
Home games-Avg/Game	8-687	8-2012
Neutral site-Avg/Game	-	0-0

Team Results

Date	Opponent		Score	Att.
12/02/2021	Detroit Mercy	L	45-69	892
12/04/2021	Oakland	L	45-78	898
01/08/2022	at Wright St.	L	58-72	2967
01/10/2022	UIC	L	65-67	613
01/13/2022	at Green Bay	L	54-69	1342
01/15/2022	at Milwaukee	L	54-89	2091
01/20/2022	Wright St.	L	45-73	692
01/22/2022	Northern Ky.	L	41-60	795
02/03/2022	Youngstown St.	L	55-61	420
02/05/2022	Robert Morris	L	49-66	582
02/10/2022	at Purdue Fort Wayne	L	57-72	1188
02/12/2022	at Cleveland St.	L	45-83	4002
02/14/2022	at UIC	L	54-57	1242
02/17/2022	at Robert Morris	W	66-56	1154
02/19/2022	at Youngstown St.	L	61-74	2110
02/24/2022	Milwaukee	L	54-66	603

2021-2022 STATISTICAL SPLITS

Wins (3 totals)

No.	Player				Total		3-Point		F-Throw		Rebounds											
		GP-GS	MIN	AVG	FG-FGA	FG%	3FG-3FGA	3FG%	FT-FTA	FT%	OFF	DEF	TOT	AVG	PF	DQ	A	TO	BLK	STL	PTS	AVG
4	LASTRAP, Bakari	3-2	87:02	29.0	18-34	.529	1-5	.200	10-14	.714	1	7	8	2.7	12	1	11	13	0	4	47	15.7
00	MAXWELL, B.J.	2-2	79:16	39.6	11-27	.407	3-9	.333	6-7	.857	5	11	16	8.0	3	0	6	3	2	3	31	15.5
10	DEPERSIA, Mike	2-2	76:01	38.0	7-14	.500	3-6	.500	10-14	.714	3	6	9	4.5	3	0	8	1	0	5	27	13.5
24	CARRASCO, Jonah	2-2	51:30	25.8	9-12	.750	0-0	.000	3-9	.333	6	10	16	8.0	4	0	2	4	9	0	21	10.5
5	MCCLURE, Nathan	3-3	102:49	34.3	9-21	.429	4-13	.308	4-9	.444	8	18	26	8.7	3	0	5	4	0	2	26	8.7
12	SEAY, Azariah	1-0	18:15	18.3	3-4	.750	1-2	.500	1-2	.500	2	4	6	6.0	2	0	0	3	0	0	8	8.0
33	PANDEV, Dimitar	1-0	15:58	16.0	3-5	.600	1-3	.333	0-0	.000	1	3	4	4.0	0	0	2	1	0	1	7	7.0
25	STANTON III, Boston	2-1	50:60	25.5	4-11	.364	3-7	.429	2-2	1.000	0	2	2	1.0	5	0	2	4	0	1	13	6.5
2	HARVEY, Bobby	1-1	27:12	27.2	2-8	.250	1-6	.167	0-0	.000	0	3	3	3.0	2	0	2	1	0	3	5	5.0
1	PRUITT, KJ	1-1	31:02	31.0	2-5	.400	1-2	.500	0-0	.000	0	1	1	1.0	1	0	2	0	1	2	5	5.0
23	ISITUA, Chuks	3-1	59:55	20.0	3-9	.333	0-0	.000	6-10	.600	3	13	16	5.3	10	0	2	9	3	1	12	4.0
Team											7	5	12					6				
Total		3	600		71-150	.473	18-53	.340	42-67	.627	36	83	119	39.7	45	1	42	49	15	22	202	67.3
Opponents		3	600		58-160	.363	14-51	.275	26-36	.722	26	53	79	26.3	49	1	22	48	8	21	156	52.0

Losses (24 total)

No.	Player				Total		3-Point		F-Throw		Rebounds											
		GP-GS	MIN	AVG	FG-FGA	FG%	3FG-3FGA	3FG%	FT-FTA	FT%	OFF	DEF	TOT	AVG	PF	DQ	A	TO	BLK	STL	PTS	AVG
00	MAXWELL, B.J.	24-23	784:53	32.7	107-293	.365	30-119	.252	55-68	.809	28	84	112	4.7	73	1	20	39	10	25	299	12.5
4	LASTRAP, Bakari	24-9	597:21	24.9	69-196	.352	7-24	.292	31-51	.608	12	35	47	2.0	47	1	58	80	0	14	176	7.3
12	SEAY, Azariah	16-4	288:59	18.1	40-112	.357	7-41	.171	14-17	.824	16	27	43	2.7	33	1	12	22	1	10	101	6.3
5	MCCLURE, Nathan	23-21	687:14	29.9	42-117	.359	23-71	.324	21-26	.808	35	67	102	4.4	58	0	26	38	3	28	128	5.6
10	DEPERIA, Mike	20-12	565:05	28.3	36-99	.364	20-50	.400	17-26	.654	10	47	57	2.9	43	1	63	25	1	15	109	5.5
23	ISITUA, Chuks	24-11	487:11	20.3	54-100	.540	0-0	.000	22-40	.550	39	59	98	4.1	62	2	6	32	14	12	130	5.4
1	PRUITT, KJ	9-9	239:10	26.6	17-41	.415	3-12	.250	8-13	.615	8	22	30	3.3	18	0	16	31	3	8	45	5.0
25	STANTON III, Boston	24-17	574:17	23.9	36-138	.261	17-70	.243	12-19	.632	4	49	53	2.2	40	0	24	61	4	13	101	4.2
2	HARVEY, Bobby	8-0	144:54	18.1	11-40	.275	9-25	.360	2-3	.667	4	16	20	2.5	16	1	5	6	1	0	33	4.1
24	CARRASCO, Jonah	17-14	316:21	18.6	22-52	.423	0-0	.000	19-35	.543	25	31	56	3.3	40	1	5	19	12	5	63	3.7
33	PANDEV, Dimitar	15-0	114:34	7.6	12-27	.444	3-9	.333	8-13	.615	8	16	24	1.6	10	0	4	9	1	0	35	2.3
Team											56	32	88					29				
Total		24	4800		446-1215	.367	119-421	.283	209-311	.672	245	485	730	30.4	440	8	239	391	50	130	1220	50.8
Opponents		24	4800		554-1225	.452	191-522	.366	355-472	.752	242	568	810	33.8	356	6	306	311	75	173	1654	68.9

Home (2-10)

No.	Player				Total		3-Point		F-Throw		Rebounds											
		GP-GS	MIN	AVG	FG-FGA	FG%	3FG-3FGA	3FG%	FT-FTA	FT%	OFF	DEF	TOT	AVG	PF	DQ	A	TO	BLK	STL	PTS	AVG
00	MAXWELL, B.J.	11-11	378:57	34.5	54-136	.397	14-50	.280	21-25	.840	16	37	53	4.8	31	0	15	21	2	11	143	13.0
4	LASTRAP, Bakari	12-6	324:24	27.0	40-113	.354	4-14	.286	28-40	.700	11	25	36	3.0	26	0	31	40	0	11	112	9.3
10	DEPERSIA, Mike	9-6	282:21	31.4	23-53	.434	9-20	.450	9-13	.692	7	19	26	2.9	17	0	33	10	0	10	64	7.1
12	SEAY, Azariah	7-2	124:54	17.8	19-40	.475	4-15	.267	6-7	.857	6	12	18	2.6	17	1	4	13	1	7	48	6.9
24	CARRASCO, Jonah	9-7	212:32	23.6	19-37	.514	0-0	.000	14-28	.500	16	26	42	4.7	17	0	4	16	15	1	52	5.8
25	STANTON III, Boston	11-8	289:19	26.3	21-81	.259	9-42	.214	8-11	.727	4	15	19	1.7	18	0	7	24	1	7	59	5.4
1	PRUITT, KJ	4-4	113:52	28.5	8-21	.381	1-5	.200	3-6	.500	4	9	13	3.3	9	0	11	8	1	5	20	5.0
23	ISITUA, Chuks	12-5	242:43	20.2	24-48	.500	0-0	.000	9-20	.450	21	34	55	4.6	32	2	2	13	8	6	57	4.8
5	MCCLURE, Nathan	11-10	307:05	27.9	18-52	.346	7-28	.250	9-13	.692	20	40	60	5.5	24	0	10	25	2	10	52	4.7
33	PANDEV, Dimitar	6-0	59:12	9.9	8-15	.533	3-8	.375	5-8	.625	6	11	17	2.8	7	0	3	5	0	1	24	4.0
2	HARVEY, Bobby	3-1	64:40	21.6	4-19	.211	3-13	.231	0-1	.000	0	6	6	2.0	9	1	2	5	1	3	11	3.7
Team											27	21	48					14				
Total		12	2400		238-615	.387	54-195	.277	112-172	.651	138	255	393	32.8	207	4	122	194	31	72	642	53.5
Opponents		12	2400		267-613	.436	91-264	.345	156-195	.800	114	273	387	32.3	184	3	141	174	35	78	781	65.1

Road/Neutral (1-14)

No.	Player				Total		3-Point		F-Throw		Rebounds													
		GP-GS	MIN	AVG	FG-FGA	FG%	3FG-3FGA	3FG%	FT-FTA	FT%	OFF	DEF	TOT	AVG	PF	DQ	A	TO	BLK	STL	PTS	AVG		
00	MAXWELL, B.J.	15-14	485:12	32.3	64-184	.348	19-78	.244	40-50	.800	17	58	75	5.0	45	1	11	21	10	17	187	12.5		
4	LASTRAP, Bakari	15-5	359:59	24.0	47-117	.402	4-15	.267	13-25	.520	2	17	19	1.3	33	2	38	53	0	7	111	7.4		
5	MCCLURE, Nathan	15-14	482:59	32.2	33-86	.384	20-56	.357	16-22	.727	23	45	68	4.5	37	0	21	17	1	20	102	6.8		
12	SEAY, Azariah	10-2	182:20	18.2	24-76	.316	4-28	.143	9-12	.750	12	19	31	3.1	18	0	8	12	0	3	61	6.1		
23	ISITUA, Chuks	15-7	304:23	20.3	33-61	.541	0-0	.000	19-30	.633	21	38	59	3.9	40	0	6	28	9	7	85	5.7		
10	DEPERIA, Mike	13-8	358:45	27.6	20-60	.333	14-36	.389	18-27	.667	6	34	40	3.1	29	1	38	16	1	10	72	5.5		
1	PRUITT, KJ	6-6	156:20	26.1	11-25	.440	3-9	.333	5-7	.714	4	14	18	3.0	10	0	7	23	3	5	30	5.0		
2	HARVEY, Bobby	6-0	107:26	17.9	9-29	.310	7-18	.389	2-2	1.000	4	13	17	2.8	9	0	5	2	0	0	27	4.5		
25	STANTON III, Boston	15-10	335:57	22.4	19-68	.279	11-35	.314	6-10	.600	0	36	36	2.4	27	0	19	41	3	7	55	3.7		
24	CARRASCO, Jonah	10-9	155:19	15.5	12-27	.444	0-0	.000	8-16	.500	15	15	30	3.0	27	1	3	7	6	4	32	3.2		
33	PANDEV, Dimitar	10-0	71:20	7.1	7-17	.412	1-4	.250	3-5	.600	3	8	11	1.1	3	0	3	5	1	0	18	1.8		
Team											36	16	52					21						
Total		15	3000		279-750	.372	83-279	.297	139-206	.675	143	313	456	30.4	278	5	159	246	34	80	780	52.0		
Opponents		15	3000		345-772	.447	114-309	.369	225-313	.719	154	348	502	33.5	221	4	187	185	48	116	1029	68.6		

STARTING LINEUPS

Date	Opponent	Outcome	Name	Name	Name	Name	Name	First Sub (Time)
11/9	at Butler	L, 47-56	Maxwell	Pruitt	McClure	Stanton III	Carrasco	DePersia (16:59)
11/11	at Evansville	L, 40-60	Maxwell	Pruitt	McClure	Stanton III	Carrasco	DePersia (17:18)
11/15	vs. Denver	L, 47-63	Maxwell	Pruitt	McClure	Stanton III	Carrasco	Harvey (17:57)
11/16	vs. TAMUCC	L, 59-65	Maxwell	Pruitt	McClure	Stanton III	Carrasco	Isitua (18:12)
11/17	at UTSA	L, 57-60	Maxwell	Pruitt	McClure	Stanton III	Carrasco	Isitua/Seay (15:55)
11/23	Spalding	W, 61-41	Harvey	Pruitt	McClure	Stanton III	Carrasco	LaStrap/Isitua/Seay (15:18)
12/2	*Detroit Mercy	L, 45-69	Maxwell	Pruitt	McClure	Stanton III	Carrasco	DePersia/Harvey (16:28)
12/4	*Oakland	L, 45-78	Maxwell	Pruitt	McClure	Stanton III	Carrasco	DePersia/Isitua/Seay (14:14)
12/10	at Tennessee St.	L, 44-70	Maxwell	Pruitt	DePersia	Stanton III	Isitua	Carrasco/Harvey/McClure (15:53)
12/16	Chicago St.	L, 55-61	Maxwell	Pruitt	LaStrap	Stanton III	Isitua	Carrasco (17:21)
12/21	Morehead St.	L, 52-80	Maxwell	Seay	McClure	Stanton III	Isitua	LaStrap (17:05)
1/8	*at Wright St.	L, 58-72	Maxwell	Seay	McClure	Stanton III	Carrasco	LaStrap (17:27)
1/10	*UIC	L, 65-67	Maxwell	Seay	McClure	Stanton III	Carrasco	LaStrap (16:09)
1/13	*at Green Bay	L, 54-69	DePersia	Seay	McClure	Stanton III	Carrasco	Maxwell (16:36)
1/15	*at Milwaukee	L, 54-89	Maxwell	Isitua	McClure	Stanton III	Carrasco	DePersia (16:47)
1/18	at Ohio State	L, 37-83	Maxwell	DePersia	McClure	Stanton III	Carrasco	LaStrap (18:03)
1/20	*Wright St.	L, 45-73	Maxwell	DePersia	McClure	Stanton III	Carrasco	Isitua (15:51)
1/22	*Northern Ky.	L, 41-60	Maxwell	DePersia	LaStrap	Stanton III	Carrasco	Isitua (17:12)
1/31	East-West	W, 75-59	Maxwell	DePersia	McClure	LaStrap	Carrasco	Isitua (15:18)
2/3	*Youngstown St.	L, 55-61	Maxwell	DePersia	McClure	LaStrap	Isitua	Stanton III (14:07)
2/5	*Robert Morris	L, 49-66	Maxwell	DePersia	McClure	LaStrap	Isitua	Stanton III (14:40)
2/10	*at Purdue FW	L, 57-72	Maxwell	DePersia	McClure	LaStrap	Isitua	Stanton III (15:23)
2/12	*at Cleveland St.	L, 45-83	Maxwell	DePersia	McClure	LaStrap	Isitua	Stanton III (15:45)
2/14	*at UIC	L, 54-57	Maxwell	DePersia	McClure	LaStrap	Isitua	Stanton III (12:54)
2/17	*at Robert Morris	W, 66-56	Maxwell	DePersia	McClure	LaStrap	Isitua	Stanton III (17:37)
2/19	*at Youngstown St.	L, 61-74	Maxwell	DePersia	McClure	LaStrap	Isitua	Stanton III (14:57)
2/24	*Milwaukee	L, 54-66	Maxwell	DePersia	McClure	LaStrap	Isitua	Stanton III (12:56)
2/26	*Green Bay							
3/1	HL - 1st Round							
3/3	HL - Quarterfinals							
3/7	HL - Semifinals							
3/8	HL - Championship							

IUPUI TEAM HIGHS

POINTS	75	East-West.....	Jan. 31
FG MADE	26	(2x) last vs. East-West	Jan. 31
FG ATT	59	Robert Morris.....	Feb. 5
FG PCT.	52.0%	UIC.....	Jan. 10
3FG MADE	9	(2x) last at Purdue FW	Feb. 10
3FG ATT	27	vs. Denver.....	Nov. 15
3FG PCT.	50.0%	at Robert Morris.....	Feb. 17
FT MADE	19	East-West.....	Jan. 31
FT ATT	32	East-West.....	Jan. 31
FT PCT	80.0%	UIC.....	Jan. 10
OFF. REB	18	at Cleveland St.	Feb. 12
DEF. REB	38	East-West.....	Jan. 31
REB	55	East-West.....	Jan. 31
REB MARGIN	+27	East-West.....	Jan. 31
AST	18	East-West.....	Jan. 31
STL	11	at Wright State	Jan. 8
BLK	8	East-West.....	Jan. 31
TO	25	vs. TAMUCC.....	Nov. 16
TO MARGIN	+13	Chicago State.....	Dec. 16
FOULS	26	Oakland.....	Dec. 4

OPPONENT TEAM HIGHS

POINTS	89	at Milwaukee	Jan. 15
FG MADE	33	at Milwaukee	Jan. 15
FG ATT	69	at Cleveland St.	Feb. 12
FG PCT.	62.3%	at Milwaukee	Jan. 15
3FG MADE	13	at Milwaukee	Jan. 15
3FG ATT	30	Chicago State.....	Dec. 16
3FG PCT.	52.0%	at Milwaukee	Jan. 15
FT MADE	28	Oakland.....	Dec. 4
FT ATT	35	vs. TAMUCC.....	Nov. 16
FT PCT	87.5%	(2x) last vs. Milwaukee	Feb. 24
OFF. REB	19	at UTSA.....	Nov. 17
DEF. REB	30	(2x) last vs. Milwaukee	Feb. 24
REB	47	Chicago State.....	Dec. 16
REB MARGIN	+20	Chicago State.....	Dec. 16
AST	24	at Cleveland St.	Feb. 12
STL	15	at Cleveland St.	Feb. 12
BLK	8	at UIC.....	Feb. 14
TO	24	Chicago State.....	Dec. 16
TO MARGIN	+15	(2x) last at Cleve. St.....	Feb. 12
FOULS	24	vs. TAMUCC.....	Nov. 16

IUPUI PLAYER GAME HIGHS

POINTS	22	Maxwell vs. YSU (2/3)
FG MADE	9	(2x) LaStrap at RMU (2/17)
FG ATT	20	Maxwell vs. YSU (2/3)
FG PCT.	71.4%	Carrasco vs. East-West (1/31)
(min. 5 made)		
3FG MADE	5	McClure at Purdue FW (2/10)
3FG ATT	8	(2x) McClure at Purdue FW (2/10)
3FG PCT.	100%	Pandev vs. Morehead St. (12/21)
(min. 2 made)		
FT MADE	7	LaStrap vs. East-West (1/31)
FT ATT	10	LaStrap vs. East-West (1/31)
FT PCT	100%	(3x) DePersia at UIC (2/14)
(min. 3 made)		
REB	14	McClure vs. East-West (1/31)
AST	6	(2x) LaStrap at Purdue FW (2/10)
STL	6	McClure at Wright St. (1/8)
BLK	7	Carrasco vs. East-West (1/31)
TO	7	(4x) LaStrap at YSU (2/19)

IUPUI TEAM LOWS

POINTS	37	at Ohio State	Jan. 18
FG MADE	13	at Ohio State	Jan. 18
FG ATT	40	at Ohio State	Jan. 18
FG PCT.	27.3%	at Cleveland St.	Feb. 12
3FG MADE	2	(2x) last vs. Wright St.....	Jan. 20
3FG ATT	10	(2x) last at UIC.....	Feb. 14
3FG PCT.	12.5%	Oakland.....	Dec. 4
FT MADE	3	Northern Ky.	Jan. 22
FT ATT	4	Northern Ky.	Jan. 22
FT PCT	40.0%	Youngstown State	Feb. 3
OFF. REB	4	at Purdue FW.....	Feb. 10
DEF. REB	13	at Ohio State	Jan. 18
REB	19	at Ohio State	Jan. 18
REB MARGIN	-20	Chicago State.....	Dec. 16
AST	5	Morehead State	Dec. 21
STL	1	Morehead State	Dec. 21
BLK	0	(6x) last at UIC.....	Feb. 14
TO	9	(2x) last vs. Milwaukee	Feb. 24
TO MARGIN	-15	(2x) last at Cleve. St.....	Feb. 12
FOULS	9	at Cleveland St.	Feb. 12

OPPONENT TEAM LOWS

POINTS	41	Spalding.....	Nov. 23
FG MADE	15	at Butler.....	Nov. 9
FG ATT	38	at Evansville.....	Nov. 11
FG PCT.	33.3%	at UTSA.....	Nov. 17
3FG MADE	0	Spalding.....	Nov. 23
3FG ATT	7	Spalding.....	Nov. 23
3FG PCT.	00.0%	Spalding.....	Nov. 23
FT MADE	3	East-West.....	Jan. 31
FT ATT	5	East-West.....	Jan. 31
FT PCT	54.2%	vs. Denver.....	Nov. 15
OFF. REB	3	at Evansville.....	Nov. 11
DEF. REB	14	(2x) last vs. Spalding	Nov. 23
REB	20	(2x) last vs. East-West	Jan. 31
REB MARGIN	-27	East-West.....	Jan. 31
AST	3	Spalding.....	Nov. 23
STL	2	Robert Morris.....	Feb. 5
BLK	0	(2x) last vs. TAMUCC.....	Nov. 16
TO	8	(2x) last at Ohio State.....	Jan. 18
TO MARGIN	-13	Chicago State.....	Dec. 16
FOULS	10	at Evansville.....	Nov. 11

OPPOSING PLAYER GAME HIGHS

POINTS	22	K.J. Hunt vs. Denver (11/15)
FG MADE	9	K.J. Hunt vs. Denver (11/15)
FG ATT	25	De'Quan Jackson vs. East-West (1/31)
FG PCT.	85.7%	Tevin Olison at YSU (2/19)
(min. 5 made)		
3FG MADE	5	(4x) Jarred Godfrey at PFW (2/10)
3FG ATT	12	Antoine Davis vs. UDM (12/2)
3FG PCT.	100%	(5x) Jasiri Sinani vs. MKE (2/24)
(min. 2 made)		
FT MADE	10	(2x) Jalen Moore vs. Oakland (12/4)
FT ATT	13	Chuck Harris vs. Butler (11/9)
FT PCT	100%	Donovan Newby vs. Milw. (2/24)
(min. 3 made)		
REB	14	Cedrick Alley Jr. vs. UTSA (11/17)
AST	10	Antoine Davis vs. UDM (12/2)
STL	5	(2x) D'Moi Hodge at CSU (2/12)
BLK	4	Teddy BayiBa Mendeng vs. Chi St. (12/16)
TO	8	Jahsean Corbett vs. Chicago St. (12/16)



IUPUI Hall of Famer **Matt Crenshaw** was named the tenth head coach of the Jaguars' men's basketball program in April 2021. Crenshaw, the program's all-time leader in assists and longtime assistant coach, was selected following a national search, facilitated by an IUPUI campus-wide search committee and assisted by Parker Executive Search. He brings 15 years of collegiate coaching experience to the Jaguar program.

Before his return to IUPUI, Crenshaw spent three seasons as an assistant at Ball State, serving as the Cardinals' co-defensive coordinator. In addition, he was instrumental in BSU's guard development, recruiting efforts and advance scouting. Under his tutelage, Ball State boasted All-Mid-American Conference performers Tayler Persons, Ishmael El-Amin, K.J. Walton and 2019-20 MAC Freshman of the Year Jarron Coleman. In addition, Ball State had the MAC's best scoring defense during the 2019-2020 season and captured a West Division championship before the season was halted due to COVID-19.

Crenshaw previously spent 12 seasons on the IUPUI bench, including his final seven years as the program's associate head coach. He was on the IUPUI coaching staff when the Jaguars notched a 26-7 mark in 2007-2008, led by the program's first NBA Draft pick, George Hill. While at IUPUI, he coached 15 all-league performers, two all-district honorees, three Mid-Major All-Americans and one CoSIDA Academic All-American.

His time on the IUPUI sidelines spanned the tenures of three head coaches, starting with his college coach Ron Hunter. Crenshaw was instrumental in a pair of firsts - leading the Jaguars to their first NCAA Tournament as a player and helping the program to its first postseason victory as a coach.

That victory came in the 2010 College Basketball Invitational as part of a 25-win season in which IUPUI fell one win shy of tying the program's single-season record for victories. That season also included one of the Jaguars' two trips to the Summit League championship game during Crenshaw's time on the bench.

In May of 2013, Crenshaw was selected from a competitive field of talented assistant coaches and invited to participate in the NCAA's A.C.E (Achieving Coaching Excellence) Program. The professional development seminar provided an opportunity to focus on training and education in the areas of leadership, communication, campus relations, media, community involvement and program management. He was able to implement much of the training as he has excelled in academic oversight and been active on campus, both at IUPUI and Ball State. He's also helped spearhead community service initiatives in both Indianapolis and Muncie.

As a player, Crenshaw gained national acclaim in March 2003 when his last second jumper sent IUPUI to a thrilling win over Valparaiso in the Mid-Continent Conference championship game and the program's first-ever NCAA Tournament berth.

The Charlottesville, Va.-native capped his collegiate career with an outstanding senior season, earning Mid-Con Defensive Player of the Year honors and Honorable Mention All Mid-Con honors. The 6-foot-2 guard averaged 11.7 points, 5.6 assists



THE CRENSHAW FILE

Alma Mater:	IUPUI, '04
Seasons with IUPUI:	13th season overall; 1st as HC
Career Record:	3-24 (1st season)
IUPUI Record:	3-24 (1st season)
Coaching Experience:	2006-10, Asst. Coach, IUPUI 2010-18, Associate Head Coach, IUPUI 2018-21, Assistant Coach, Ball State 2021-present, Head Coach, IUPUI

and 4.4 rebounds per game as IUPUI went 21-11 overall. He shot 57.3 percent from the floor from his guard spot, while playing 36.3 minutes per game. He was a Preseason All Mid-Con selection prior to his senior season.

He finished his career ranked sixth in school history with 157 steals and led the Mid-Con as a junior and senior in assist-to-turnover ratio. He played in 123 career games, making 98 starts during his four years, totaling 923 points and 422 rebounds to accompany his school record 510 assists. He later had his No. 21 jersey retired by the program, becoming just the third former player to have his number retired to the IUPUI rafters.

After graduating from IUPUI in 2004, Crenshaw spent two years playing professionally both in the U.S. and overseas. He has played professionally in the ABA, Slovakia and Poland. While in Slovakia, he helped his squad to the Slovakian National Championship, while earning Playoff MVP honors. He was pegged by Eurobasket.com as the All-Slovakian League Import Player of the Year and First Team All-League before turning his attention to the coaching ranks.

Green Bay (8-6)

H: 3-2, A: 4-4, N: 1-0		
D1 era: 8-4, OT: 0-0		
1-8-1977	H	66-67
2-4-1978	A	59-86
11-24-2003	H	66-55
11-20-2004	A	53-68
11-22-2010	N	63-46
1-2-2018	A	67-63
1-12-2018	H	67-61
1-17-2019	A	76-70
2-24-2019	H	79-68
1-5-2020	A	93-78
2-6-2020	H	85-91
2-5-2021	A	80-71
2-6-2021	A	72-79
1-13-2022	A	54-69

SCORING LULLS SEND JAGUARS TO ROAD LOSS AT GREEN BAY, 69-54

GREEN BAY, Wisc. – IUPUI got an efficient 18 points from top scorer B.J. Maxwell and Azariah Seay just missed a double-double with 16 points and nine boards, but the Jaguars fell on the road at Green Bay on Thursday night (Jan. 13), 69-54. Donovan Ivory paced three Phoenix in double-digits with 19 points and Randy Tucker added 17 points and eight boards in the win.

Kamari McGee chipped in 12 points in the win.

IUPUI (1-13, 0-5 HL) got off to a hot start, hitting its first four three-point attempts of the game, but also suffered through some scoring droughts as Green Bay steadily seized control. IUPUI claimed an early 14-10 lead when Maxwell connected on his second trey of the game at the 14:10 mark, but the Jags would make just one bucket over the next nearly eight minutes as the hosts built a 22-16 advantage.

Nathan McClure briefly stopped the run with a layup, but Green Bay tallied six straight points to extend to a double-digit lead. The Phoenix led 34-26 at the break, aided in large part by a 14-0 free throw attempt disparity in the opening 20 minutes.

IUPUI clawed back within five in the opening stages of the second half when Jonah Carrasco swished a pair of free throws, but could get no closer. The teams traded buckets for a long stretch of the second half before an 11-2 Green Bay run was the knockout blow. McGee started the run with a jumper and Lucas Stieber added to it with a wing three.

Maxwell quelled the tide with a transition bucket off a Mike DePersia feed, but good fortune sided on the side of the Phoenix moments later. IUPUI was in prime position to force a shot clock violation when Ivory hoisted a desperation attempt from deep on the left wing. His shot glanced off the backboard and through to give Green Bay a 56-45 lead with 7:08 remaining. After IUPUI missed on the other end, Tucker drilled a three in front of his own bench, prompting an IUPUI timeout. However, the damage was done as IUPUI got no closer than 11 over the final six minutes.

IUPUI finished at 37.3 percent overall and 7-of-21 (33.3 percent) from three-point range. The Jaguars were also outrebounded by a 34-27 margin and saw Green Bay, which was last in the Horizon League in threes made and three point percentage, hit on 10-of-25 attempts from downtown. Ivory was 4-of-7 and Tucker connected on 3-of-7 attempts.

And while IUPUI cut down on its turnovers, committing just 11 miscues, Green Bay was opportunistic in converting them into 17 points.

McClure finished with eight points, four boards and three assists and played all 40 minutes while DePersia had a team-high five assists.

[illegible]

FORMER JAGUARS IN THE PROS

George Hill - Milwaukee Bucks (NBA)

- averaging 7.0 ppg, 3.2 rpg and 2.5 apg this season
- 14th season in the NBA
- averages 10.8 ppg, 3.1 rpg and 3.1 apg for his career (856 games)

Elviah Goss - Boras Basket (Sweden)

- averaging 8.5 ppg and 6.5 rpg in his first season
- Boras Basket (10-5) is ranked No. 3 in the Sweden Basketligan and is amidst a six-game winning streak

Marcus Burk - Grand Rapids Gold (NBA G League)

-averaging 10.8 ppg and is shooting 32.5 percent from three-point range
-had one game where he was flanked by four former NBA players on the court for Grand Rapids: Isaiah Thomas, Lance Stephenson & Nik Stauskas

Ahmed Ismail - Duba Club (Saudi Arabia)

- Averaging 25.0 ppg, 16.0 rpg and 1.5 bpg in four games for Duba
- Recently had a double-double of 26 pts, 31 reb and 4 blk

Alex Young - Al Shariah (UAE ULB)

Robert Glenn - Metros (Dominican Republic LNB)


D.J. McCall - Fort Wayne Mad Ants (NBA G League)

Kellon Thomas - Columbus Condors (TBL)

Zo Tyson - KFUM Kalmar (Sweden)



PLAYER BIOS




B.J. MAXWELL

Grad Student | Guard
6-5 | 200
Austin, Texas
LBJ (St. Edward's Univ.)

#00

Birthdate: June 3, 1997 (age 24)
Major: Public Relations MA



KJ PRUITT

Freshman | Guard
6-4 | 203
Lewisville, Texas
Sunrise Christian Academy

#1

Birthdate: Sept. 8, 2000 (age 21)
Major: Sports Management

CAREER/SEASON HIGHS

CAREER HIGH	CATEGORY	SEASON HIGH
22 vs. Youngstown St. (2/3/2022)	PTS	22 vs. Youngstown St. (2/3/2022)
12 vs. East-West (1/31/2022)	REB	12 vs. East-West (1/31/2022)
5 vs. Northwestern State (1/19/19)	AST	4 vs. East-West (1/31/2022)
9 vs. Youngstown St. (2/3/2022)	FG	9 vs. Youngstown St. (2/3/2022)
20 vs. Youngstown St. (2/3/2022)	FGA	20 vs. Youngstown St. (2/3/2022)
4 vs. Elon (11/22/18)	3FG	3 - 4x
8 vs. Youngstown St. (2/3/2022)	3FGA	8 vs. Youngstown St. (2/3/2022)
6 - twice	FT	6 vs. TAMUCC (11/16/2021)
6 - 3x	FTA	6 - twice
3 - 6x	STL	3 - 3x
2 - 7x	BLK	2 - 3x
40 - twice	MIN	40 - twice

GAME-BY-GAME

Opponent	MIN	FG	3FG	FT	O-D-T	PF	A	TO	B	S	PTS
Anderson	21	6-9	1-3	0-0	0-1-1	3	0	0	0	0	13
at Butler*	27	4-11	2-7	4-6	0-6-6	2	0	0	2	1	14
at Evansville*	31	3-13	0-2	2-3	2-2-4	4	0	1	1	1	8
vs. Denver*	24	4-12	3-7	3-3	1-2-3	2	0	2	0	0	14
vs. TAMUCC*	36	4-12	0-5	6-6	1-4-5	3	0	4	0	1	14
at UTSA*	35	5-15	2-7	1-2	2-8-10	2	2	0	2	0	13
Spalding	did not play										
Detroit Mercy*	29	4-9	1-3	1-2	2-2-4	1	1	6	0	1	10
Oakland*	38	8-18	0-5	3-4	4-5-9	4	0	5	0	2	19
at Tenn. St.*	36	3-11	0-5	2-2	0-2-2	2	0	2	0	1	8
Chicagao St.*	33	6-11	3-4	5-5	2-2-4	4	1	0	0	2	20
Morehead St.*	31	1-7	1-6	0-0	0-1-1	4	0	1	0	0	3
at Wright St.*	30	2-8	1-4	2-3	2-5-7	3	2	1	0	1	7
UIC*	31	3-12	2-6	2-2	1-3-4	2	1	2	0	1	10
at Green Bay	33	6-11	3-7	3-4	0-3-3	2	1	0	0	2	18
at Milwaukee*	28	2-12	0-6	1-1	1-2-3	4	1	1	1	0	5
at Ohio State*	27	1-8	0-4	2-2	0-1-1	4	0	2	0	0	4
Wright St.*	36	3-8	1-2	0-0	0-5-5	3	2	2	0	1	7
Northern Ky.*	40	4-10	1-4	0-0	2-1-3	4	1	0	0	0	9
East-West*	39	5-13	1-5	2-2	3-9-12	1	4	1	0	1	13
Y'town St.*	38	9-20	3-8	1-3	1-4-5	2	0	1	1	0	22
Robert Morris*	30	6-17	1-4	3-3	1-1-2	4	2	2	1	0	16
at Purdue FW*	30	7-14	1-6	4-5	1-3-4	5	1	0	0	1	19
at Cleveland St.*	35	6-15	2-7	3-4	4-7-11	4	2	2	2	3	17
at UIC*	38	5-15	1-3	3-4	1-6-7	3	0	2	0	3	14
at Robert Morris*	40	6-14	2-4	4-5	2-2-4	2	2	2	2	2	18
at Y'town St.*	37	6-13	2-4	0-0	0-5-5	3	0	2	0	1	14
Milwaukee*	34	5-11	0-3	4-4	0-4-4	2	3	1	0	3	14
Green Bay											
HL - 1st Rd.											
HL - 2nd Rd.											
HL Semis											
HL Finals											

* denotes starter

CAREER/SEASON HIGHS

CAREER HIGH	CATEGORY	SEASON HIGH
10 at Tennessee State (12/10/2021)	PTS	10 at Tennessee State (12/10/2021)
7 vs. TAMUCC (11/16/2021)	REB	7 vs. TAMUCC (11/16/2021)
4 - twice	AST	4 - twice
4 at Tennessee State (12/10/2021)	FG	4 at Tennessee State (12/10/2021)
8 - twice	FGA	8 - twice
1 - 4x	3FG	1 - 4x
3 at UTSA (11/17/2021)	3FGA	3 at UTSA (11/17/2021)
3 vs. Chicago State (12/16/2021)	FT	3 vs. Chicago State (12/16/2021)
6 vs. Chicago State (12/16/2021)	FTA	6 vs. Chicago State (12/16/2021)
2 - 3x	STL	2 - 3x
2 at UTSA (11/17/2021)	BLK	2 at UTSA (11/17/2021)
33 vs. Oakland (12/4/2021)	MIN	33 vs. Oakland (12/4/2021)

GAME-BY-GAME

Opponent	MIN	FG	3FG	FT	O-D-T	PF	A	TO	B	S	PTS
Anderson	19	3-7	0-1	3-4	0-0-0	2	0	0	0	2	9
at Butler*	22	2-5	0-2	0-0	0-2-2	1	0	2	0	0	4
at Evansville*	26	1-2	0-0	2-4	0-0-0	1	0	3	0	1	4
vs. Denver*	19	1-3	0-1	0-0	0-1-1	3	1	5	0	0	2
vs. TAMUCC*	28	1-2	1-1	2-2	1-6-7	4	4	5	0	1	5
at UTSA*	30	2-5	1-3	0-0	0-3-3	1	1	3	2	1	5
Spalding*	31	2-5	1-2	0-0	0-1-1	1	2	0	1	2	5
Detroit Mercy*	31	3-8	0-2	0-0	2-2-4	3	3	1	0	2	6
Oakland*	33	2-5	0-1	0-0	2-4-6	4	4	5	0	0	4
at Tenn. St.*	32	4-8	1-2	1-1	3-2-5	0	1	5	1	2	10
Chicagao St.*	19	1-3	0-0	3-6	0-2-2	1	2	2	0	1	5
Morehead St.	did not play										
at Wright St.	did not play										
UIC	did not play										
at Green Bay	did not play										
at Milwaukee	did not play										
at Ohio State	did not play										
Wright St.	did not play										
Northern Ky.	did not play										
East-West	did not play										
Y'town St.	did not play										
Robert Morris	did not play										
at Purdue FW	did not play										
at Cleveland St.	did not play										
at UIC	did not play										
at Robert Morris	did not play										
at Y'town St.	did not play										
Milwaukee	did not play										
Green Bay											
HL - 1st Rd.											
HL - 2nd Rd.											
HL Semis											
HL Finals											

* denotes starter

CAREER STATS

Season	GP-GS	MIN-Avg	FG	Pct.	3FG	Pct.	FT	Pct.
2015-16*	Did not play - redshirted							
2016-17*	17-0	179-10.5	23-47	.489	11-24	.458	1-1	1.000
2017-18*	31-2	308-9.9	43-92	.467	11-31	.355	9-16	.563
2018-19*	24-19	642-26.8	79-161	.491	34-84	.405	29-34	.853
2019-20**	2-2	27-13.5	1-10	.100	0-5	.000	0-0	.000
2020-21***	20-20	581-29.1	144-303	.475	40-109	.367	43-54	.796
2021-22	26-25	865-33.3	118-320	.369	33-128	.258	61-75	.813
TOTALS	26-25	865-33.3	118-320	.369	33-128	.258	61-75	.813

REBOUNDS

Season	O-D-REB-AVG.	PF-DQ	AST	TO	BLK	STL	PTS-PPG
2015-16*	Did not play - redshirted						
2016-17*	13-19-32-1.9	30-1	10	12	3	5	58-3.4
2017-18*	27-42-69-2.2	52-0	20	15	11	8	106-3.4
2018-19*	37-76-113-4.7	64-3	40	20	9	26	221-9.2
2019-20**	0-0-0-0.0	3-0	1	2	0	2	2-1.0
2020-21***	25-80-105-5.3	61-2	46	41	11	25	371-18.6
2021-22	33-95-128-4.9	76-1	26	42	12	28	330-12.7
TOTALS	33-95-128-4.9	76-1	26	42	12	28	330-12.7

* at Abilene Christian; ** at Detroit Mercy; *** at Saint Edward's University State / TOTALS only reflect IUPUI totals


CAREER STATS

Season	GP-GS	MIN-Avg	FG	Pct.	3FG	Pct.	FT	Pct.
2021-22	10-10	270-27.0	19-46	.413	4-14	.286	8-13	.615
TOTALS	10-10	270-27.0	19-46	.413	4-14	.286	8-13	.615

REBOUNDS

Season	O-D-REB-AVG.	PF-DQ	AST	TO	BLK	STL	PTS-PPG
2021-22	8-23-31-3.1	19-0	18	31	4	10	50-5.0
TOTALS	8-23-31-3.1	19-0	18	31	4	10	50-5.0

PLAYER BIOS



BOBBY HARVEY

#2

Senior | Guard
6-3 | 200
Chicago, Ill.
Hillcrest (Wabash Valley J.C.)

Birthdate: Nov. 20, 1999 (age 22)
Major: General Studies



BAKARI LaSTRAP

#4

Sophomore | Guard
6-0 | 170
Houston, Texas
The Woodlands Christian Academy

Birthdate: July 10, 2001 (age 20)
Major: Business

CAREER/SEASON HIGHS

CAREER HIGH	CATEGORY	SEASON HIGH
18 at Milwaukee (1/8/21)	PTS	13 vs. Denver (11/15/2021)
6 vs. Denver (11/15/2021)	REB	6 vs. Denver (11/15/2021)
2-3x	AST	2 - twice
6 at Milwaukee (1/8/21)	FG	4 vs. Denver (11/15/2021)
13 at Milwaukee (1/8/21)	FGA	8 - twice
3 vs. Denver (11/15/2021)	3FG	3 vs. Denver (11/15/2021)
7 at Milwaukee (1/8/21)	3FGA	6 vs. Spalding (11/23/2021)
4 at Milwaukee (1/8/21)	FT	2 vs. Denver (11/15/2021)
6 at Milwaukee (1/8/21)	FTA	2 vs. Denver (11/15/2021)
3 vs. Spalding (11/23/2021)	STL	3 vs. Spalding (11/23/2021)
1-3x	BLK	1 vs. Chicago State (12/16/2021)
31 vs. Wright State (1/23/21)	MIN	28 vs. Spalding (11/23/2021)

GAME-BY-GAME

Opponent	MIN	FG	3FG	FT	O-D-T	PF	A	TO	B	S	PTS
Anderson*	21	0-3	0-2	2-2	0-2-2	3	1	0	0	0	2
at Butler	17	0-5	0-3	0-0	0-1-1	3	2	0	0	0	0
at Evansville	19	1-2	1-2	0-0	1-2-3	1	1	1	0	0	3
vs. Denver	27	4-8	3-5	2-2	0-6-6	1	1	0	0	0	13
vs. TAMUCC	21	1-6	1-4	0-0	2-0-2	2	0	1	0	0	3
at UTSA	21	3-5	2-3	0-0	0-4-4	2	1	0	0	0	8
Spalding*	28	2-8	1-6	0-0	0-3-3	2	2	1	0	3	5
Detroit Mercy	19	2-6	2-3	0-1	0-2-2	5	0	3	0	0	6
Oakland	did not play										
at Tenn. St.	2	0-3	0-1	0-0	1-0-1	0	0	0	0	0	0
Chicgao St.	19	0-5	0-4	0-0	0-1-1	2	0	1	1	0	0
Morehead St.	did not play										
at Wright St.	did not play										
UIC	did not play										
at Green Bay	did not play										
at Milwaukee	did not play										
at Ohio State	did not play										
Wright St.	did not play										
Northern Ky.	did not play										
East-West	did not play										
Y'town St.	did not play										
Robert Morris	did not play										
at Purdue FW	did not play										
at Cleveland St.	did not play										
at UIC	did not play										
at Robert Morris	did not play										
at Y'town St.	did not play										
Milwaukee	did not play										
Green Bay											
HL - 1st Rd.											
HL - 2nd Rd.											
HL Semis											
HL Finals											

* denotes starter

CAREER/SEASON HIGHS

CAREER HIGH	CATEGORY	SEASON HIGH
19 vs. East-West (1/31/22)	PTS	19 vs. East-West (1/31/22)
7 vs. Youngstown St. (2/3/22)	REB	7 vs. Youngstown St. (2/3/22)
6 - twice	AST	6 at Purdue Fort Wayne (2/10/22)
9 at Robert Morris (2/17/22)	FG	9 at Robert Morris (2/17/22)
17 at UIC (2/14/22)	FGA	17 at UIC (2/14/22)
2 at Milwaukee (1/15/22)	3FG	2 at Milwaukee (1/15/22)
3 - 3x	3FGA	3 - twice
7 vs. East-West (1/31/22)	FT	7 vs. East-West (1/31/22)
10 vs. East-West (1/31/22)	FTA	10 vs. East-West (1/31/22)
3 - 4x	STL	3 vs. Robert Morris (2/5/22)
---	BLK	---
39 at UIC (2/14/22)	MIN	39 at UIC (2/14/22)

GAME-BY-GAME

Opponent	MIN	FG	3FG	FT	O-D-T	PF	A	TO	B	S	PTS
Anderson*	17	2-7	0-1	0-0	0-1-1	1	4	1	0	1	4
at Butler	17	4-7	0-1	0-0	0-1-1	4	1	1	0	2	8
at Evansville	13	3-7	0-0	0-0	0-2-2	0	1	3	0	1	6
vs. Denver	20	0-5	0-2	0-0	1-1-2	4	4	6	0	1	0
vs. TAMUCC	4	0-1	0-1	0-2	0-0-0	2	0	5	0	0	0
at UTSA	19	3-4	0-0	0-2	0-1-1	1	4	3	0	1	6
Spalding	19	3-5	1-1	3-4	0-3-3	4	2	5	0	1	10
Detroit Mercy	13	0-4	0-0	2-2	0-1-1	0	4	0	0	0	2
Oakland	13	1-5	1-3	0-0	0-2-2	2	1	2	0	0	3
at Tenn. St.	16	3-3	1-1	0-1	0-0-0	1	1	3	0	0	7
Chicgao St.*	21	1-8	0-1	3-4	0-0-0	1	2	1	0	1	5
Morehead St.	35	5-11	0-0	1-1	2-2-4	3	3	5	0	0	11
at Wright St.	35	3-10	1-2	4-6	0-1-1	1	5	1	0	0	11
UIC	25	7-10	1-1	1-2	1-2-3	3	3	2	0	2	16
at Green Bay	14	0-1	0-0	0-0	0-1-1	2	1	4	0	0	0
at Milwaukee	18	3-5	2-2	1-2	0-0-0	0	1	1	0	0	9
at Ohio State	30	4-8	0-1	4-4	0-1-1	1	1	2	0	0	12
Wright St.	23	4-6	0-0	2-2	2-4-6	2	2	3	0	0	10
Northern Ky.*	31	4-9	1-1	2-2	1-3-4	2	1	6	0	2	11
East-West*	37	6-15	0-3	7-10	1-2-3	3	4	6	0	2	19
Y'town St.*	37	7-15	0-2	1-4	4-3-7	2	4	7	0	0	15
Robert Morris*	37	2-11	0-1	5-7	0-2-2	2	2	1	0	3	9
at Purdue FW*	37	3-11	0-1	0-1	0-2-2	4	6	7	0	0	6
at Cleveland St.*	33	3-14	0-2	0-0	1-0-1	1	1	5	0	0	6
at UIC*	39	5-17	0-1	2-2	0-3-3	2	2	3	0	0	12
at Robert Morris*	31	9-14	0-1	0-0	0-2-2	5	5	2	0	1	18
at Y'town St.*	32	4-10	0-0	2-5	0-2-2	5	5	7	0	1	10
Milwaukee*	34	0-14	0-1	1-2	0-1-1	2	3	2	0	0	1
Green Bay											
HL - 1st Rd.											
HL - 2nd Rd.											
HL Semis											
HL Finals											

* denotes starter

CAREER STATS

Season	GP-GS	MIN-Avg	FG	Pct.	3FG	Pct.	FT	Pct.
2020-21	14-4	255-18.2	27-71	.380	16-44	.364	8-15	.533
2021-22	9-1	174-19.3	13-48	.271	10-31	.323	2-3	.667
TOTALS	23-5	429-18.7	40-119	.336	26-75	.347	10-18	.556

REBOUNDS

Season	O-D-REB-AVG.	PF-DQ	AST	TO	BLK	STL	PTS-PPG
2020-21	5-30-35-2.5	26-0	5	14	2	3	78-5.6
2021-22	4-19-23-2.6	18-1	7	7	1	3	38-4.2
TOTALS	9-49-58-2.5	44-1	12	21	3	6	116-5.0


CAREER STATS

Season	GP-GS	MIN-Avg	FG	Pct.	3FG	Pct.	FT	Pct.
2020-21	18-1	235-13.1	16-56	.286	3-13	.231	16-25	.640
2021-22	27-11	684-25.3	87-230	.378	8-29	.276	41-65	.631
TOTALS	45-12	919-20.4	103-286	.360	11-42	.262	57-90	.633

REBOUNDS

Season	O-D-REB-AVG.	PF-DQ	AST	TO	BLK	STL	PTS-PPG
2020-21	8-17-25-1.4	27-0	24	22	0	13	51-2.8
2021-22	13-42-55-2.0	59-2	69	93	0	18	223-8.3
TOTALS	21-59-80-1.8	86-2	93	115	0	31	274-6.1

PLAYER BIOS



NATHANMcCLURE

#5

Junior | Guard
6-4 | 175
Houston, Texas
Concordia Lutheran (State Fair C.C.)

Birthdate: Feb. 18, 2000 (age 21)
Major: General Studies



MIKEDePERSIA

#10

Junior | Guard
5-11 | 175
Cherry Hill, N.J.
Haddonfield Memorial

Birthdate: Apr. 30, 2000 (age 21)
Major: Finance

CAREER/SEASON HIGHS

CAREER HIGH	CATEGORY	SEASON HIGH
17 at Purdue Fort Wayne (2/10/22)	PTS	17 at Purdue Fort Wayne (2/10/22)
14 vs. East-West (1/31/2022)	REB	14 vs. East-West (1/31/2022)
4 at Tennessee State (12/10/2021)	AST	4 at Tennessee State (12/10/2021)
6 at Purdue Fort Wayne (2/10/22)	FG	6 at Purdue Fort Wayne (2/10/22)
11 - twice	FGA	11 - twice
5 at Purdue Fort Wayne (2/10/22)	3FG	5 at Purdue Fort Wayne (2/10/22)
8 at Purdue Fort Wayne (2/10/22)	3FGA	8 at Purdue Fort Wayne (2/10/22)
8 at Youngstown State (2/20/21)	FT	6 at Milwaukee (1/15/22)
8 at Youngstown State (2/20/21)	FTA	6 - twice
6 at Wright State (1/8/22)	STL	6 at Wright State (1/8/22)
1 - 7x	BLK	1 - 3x
40 - 5x	MIN	40 - 5x

GAME-BY-GAME

Opponent	MIN	FG	3FG	FT	O-D-T	PF	A	TO	B	S	PTS
Anderson	18	1-1	1-1	0-2	2-7-9	2	2	0	0	0	3
at Butler*	20	1-4	0-3	0-1	1-4-5	1	0	0	0	1	2
at Evansville*	29	2-6	1-3	0-0	0-3-3	3	1	0	0	0	5
vs. Denver*	24	3-7	1-4	0-0	2-3-5	3	0	0	0	1	7
vs. TAMUCC*	26	3-7	2-6	2-2	1-6-7	2	2	2	0	1	10
at UTSA*	22	2-4	1-3	0-0	1-1-2	2	0	0	0	1	5
Spalding*	27	2-6	0-3	1-2	2-5-7	1	1	0	0	0	5
Detroit Mercy*	12	0-2	0-1	0-0	0-2-2	2	0	1	0	0	0
Oakland*	20	1-1	0-0	0-0	0-2-2	4	0	2	0	0	2
at Tenn. St.	29	1-4	0-3	0-0	1-4-5	4	4	1	0	0	2
Chicgao St.	24	0-2	0-1	0-0	1-0-1	3	0	2	0	1	0
Morehead St.*	13	0-0	0-0	2-2	2-2-4	2	1	2	0	0	2
at Wright St.*	36	2-3	1-1	0-0	2-4-6	3	2	3	0	6	5
UIC*	37	4-6	1-3	0-0	2-4-6	3	0	4	0	2	9
at Green Bay*	40	3-7	2-4	0-0	2-2-4	3	3	0	1	1	8
at Milwaukee*	30	0-6	0-4	6-6	4-2-6	3	2	1	0	3	6
at Ohio State*	31	1-2	1-2	0-0	0-2-2	2	0	1	0	0	3
Wright St.*	23	0-2	0-1	0-0	0-2-2	2	2	3	0	2	0
Northern Ky.	did not play										
East-West*	36	5-11	2-6	2-4	5-9-14	1	3	3	0	1	14
Y'town St.*	38	1-4	1-4	0-0	2-8-10	3	0	3	1	1	3
Robert Morris*	40	2-8	1-4	0-0	2-3-5	3	3	5	1	1	5
at Purdue FW*	40	6-9	5-8	0-0	0-2-2	2	1	2	0	1	17
at Cleveland St.*	36	2-8	1-6	0-0	2-3-5	1	2	3	0	0	5
at UIC*	38	2-4	1-2	2-4	3-4-7	4	2	2	0	3	7
at Robert Morris*	40	2-4	2-4	1-3	1-4-5	1	1	1	0	1	7
at Y'town St.*	40	3-11	2-3	5-6	3-1-4	3	1	1	0	1	13
Milwaukee*	38	3-10	2-5	4-5	4-3-7	0	0	0	0	2	12
Green Bay											
HL - 1st Rd.											
HL - 2nd Rd.											
HL Semis											
HL Finals											

* denotes starter

CAREER STATS

Season	GP-GS	MIN-Avg	FG	Pct.	3FG	Pct.	FT	Pct.
2020-21	18-13	389-21.6	25-64	.391	13-38	.342	17-23	.739
2021-22	26-24	789-30.3	51-138	.370	27-84	.321	25-35	.714
TOTALS	44-37	1178-26.8	76-202	.376	40-122	.328	42-58	.724

REBOUNDS

Season	O-D-REB-AVG.	PF-DQ	AST	TO	BLK	STL	PTS-PPG
2020-21	24-29-53-2.9	37-0	17	19	4	14	80-4.4
2021-22	43-85-128-4.9	61-0	31	42	3	30	154-5.9
TOTALS	67-114-181-4.1	98-0	48	61	7	44	234-5.3

CAREER/SEASON HIGHS

CAREER HIGH	CATEGORY	SEASON HIGH
14 vs. East-West (1/31/2022)	PTS	14 vs. East-West (1/31/2022)
9 vs. UIC (2/13/21)	REB	6 - twice
14 vs. UIC (2/12/21)	AST	6 vs. Robert Morris (2/5/2022)
5 at Youngstown State (2/19/21)	FG	4 - 3x
10 vs. Northern Kentucky (1/22/2022)	FGA	10 vs. Northern Kentucky (1/22/2022)
2 - 5x	3FG	2 - 5x
6 at Cleveland State (2/12/2022)	3FGA	6 at Cleveland State (2/12/2022)
6 vs. Wright State (1/10/20)	FT	5 - twice
10 vs. Wright State (1/10/20)	FTA	8 at Robert Morris (2/17/2022)
3 - 7x	STL	3 - twice
1 - 3x	BLK	1 at Cleveland State (2/12/2022)
39 - twice	MIN	39 - twice

GAME-BY-GAME

Opponent	MIN	FG	3FG	FT	O-D-T	PF	A	TO	B	S	PTS
Anderson*	17	2-3	0-0	2-3	0-1-1	1	2	1	0	1	6
at Butler	16	0-0	0-0	0-2	0-1-1	1	1	0	0	0	0
at Evansville	19	1-2	0-0	0-0	0-2-2	5	3	1	0	1	2
vs. Denver	17	1-4	1-3	1-2	0-2-2	1	3	1	0	0	4
vs. TAMUCC	23	2-4	2-4	1-2	0-3-3	2	2	1	0	0	7
at UTSA	did not play										
Spalding	did not play										
Detroit Mercy	22	2-4	1-3	0-0	0-0-0	1	3	3	0	1	5
Oakland	21	3-6	1-3	2-3	1-3-4	2	3	0	0	0	9
at Tenn. St.*	17	0-3	0-1	0-0	0-1-1	0	0	1	0	0	0
Chicgao St.	did not play										
Morehead St.	did not play										
at Wright St.	did not play										
UIC	26	1-4	0-0	1-2	0-1-1	2	3	1	0	2	3
at Green Bay*	17	1-3	1-2	0-0	2-2-4	1	5	0	0	0	3
at Milwaukee	31	2-3	2-2	2-2	0-4-4	2	3	1	0	0	8
at Ohio State*	34	3-8	2-4	1-1	1-5-6	4	2	2	0	1	9
Wright St.*	24	2-3	1-1	0-0	0-0-0	0	1	1	0	0	5
Northern Ky.*	39	4-10	1-3	1-1	2-4-6	3	5	3	0	2	10
East-West*	38	4-7	1-2	5-6	2-3-5	1	5	0	0	2	14
Y'town St.*	38	2-4	1-1	0-0	0-3-3	3	2	1	0	1	5
Robert Morris*	38	1-6	1-2	0-0	1-3-4	1	6	0	0	2	3
at Purdue FW*	35	2-5	1-3	0-0	1-2-3	3	5	3	0	3	5
at Cleveland St.*	34	1-8	0-6	3-3	0-3-3	1	3	2	1	0	5
at UIC*	39	1-5	1-3	4-4	0-3-3	4	4	3	0	1	7
at Robert Morris*	38	3-7	2-4	5-8	1-3-4	2	3	1	0	3	13
at Y'town St.*	37	3-8	2-4	1-3	1-3-4	3	4	0	0	1	9
Milwaukee*	37	4-9	2-5	0-1	1-2-3	4	5	1	0	0	10
Green Bay											
HL - 1st Rd.											
HL - 2nd Rd.											
HL Semis											
HL Finals											

* denotes starter

CAREER STATS

Season	GP-GS	MIN-Avg	FG	Pct.	3FG	Pct.	FT	Pct.
2019-20	32-10	701-21.9	28-82	.341	4-34	.118	22-41	.537
2020-21	18-18	536-29.8	32-72	.444	8-27	.296	18-28	.643
2021-22	22-14	638-29.0	43-113	.381	23-56	.411	27-40	.675
TOTALS	72-42	1875-26.0	103-267	.386	35-117	.299	67-109	.615

REBOUNDS

Season	O-D-REB-AVG.	PF-DQ	AST	TO	BLK	STL	PTS-PPG
2019-20	22-48-70-2.2	60-1	85	42	0	33	82-2.6
2020-21	10-51-61-3.4	48-2	71	19	2	22	90-5.0
2021-22	13-53-66-3.0	46-1	71	26	1	20	136-6.2
TOTALS	45-152-197-2.7	154-4	227	87	3	75	308-4.3

PLAYER BIOS



CHUKS ISITUA
(CHOOKS) (ee-see-TOO-uh)

Freshman | Forward/Center
6-11 | 220
Lagos, Nigeria
Jack Yates [Texas]

Birthdate: Nov. 7, 2001 (age 20)
Major: Organizational Leadership

#23

CAREER/SEASON HIGHS

CAREER HIGH	CATEGORY	SEASON HIGH
14 at Youngstown State (2/19/2022)	PTS	14 at Youngstown State (2/19/2022)
12 vs. Robert Morris (2/5/2022)	REB	12 vs. Robert Morris (2/5/2022)
2 at Youngstown State (2/19/2022)	AST	2 at Youngstown State (2/19/2022)
6 at Youngstown State (2/19/2022)	FG	6 at Youngstown State (2/19/2022)
9 - twice	FGA	9 - twice
---	3FG	---
---	3FGA	---
6 at Cleveland State (2/12/2022)	FT	6 at Cleveland State (2/12/2022)
8 at Cleveland State (2/12/2022)	FTA	8 at Cleveland State (2/12/2022)
2 - 3x	STL	2 - 3x
2 - 5x	BLK	2 - 5x
37 - twice	MIN	37 - twice

GAME-BY-GAME

Opponent	MIN	FG	3FG	FT	O-D-T	PF	A	TO	B	S	PTS
Anderson*	16	2-3	0-0	3-4	1-4-5	1	0	1	0	0	7
at Butler	18	1-1	0-0	2-2	0-0-0	2	0	2	2	0	4
at Evansville	13	1-2	0-0	0-2	0-1-1	1	0	2	0	0	2
vs. Denver	7	0-1	0-0	0-0	0-2-2	4	0	1	0	0	0
vs. TAMUCC	13	2-3	0-0	2-3	0-2-2	4	0	0	0	0	6
at UTSA	24	4-4	0-0	2-2	1-2-3	1	1	1	2	1	10
Spalding	16	1-2	0-0	3-4	1-1-2	4	1	3	1	0	5
Detroit Mercy	17	1-1	0-0	1-2	2-2-4	3	0	0	1	2	3
Oakland	19	2-5	0-0	0-0	0-3-3	5	0	1	0	0	4
at Tenn. St.*	16	0-1	0-0	2-2	2-0-2	2	1	1	1	0	2
Chicgao St.*	12	2-3	0-0	0-2	3-2-5	0	0	1	0	0	4
Morehead St.*	16	1-4	0-0	0-0	1-1-2	1	0	0	0	0	2
at Wright St.*	12	2-3	0-0	0-0	1-2-3	1	0	4	0	0	4
UIC	11	2-3	0-0	0-0	0-1-1	2	0	0	0	1	4
at Green Bay	13	0-1	0-0	0-0	0-0-0	4	0	1	0	0	0
at Milwaukee*	15	3-5	0-0	0-0	1-1-2	1	0	1	0	0	6
at Ohio State	23	4-5	0-0	0-3	1-3-4	3	0	3	0	2	8
Wright St.	15	2-2	0-0	1-3	0-2-2	5	0	2	0	0	5
Northern Ky.	23	1-5	0-0	0-0	1-3-4	2	1	0	0	0	2
East-West	18	1-3	0-0	0-2	1-6-7	2	0	2	1	1	2
Y'town St.*	26	3-3	0-0	2-3	1-2-3	4	0	1	2	1	8
Robert Morris*	31	3-8	0-0	0-1	5-7-12	3	0	0	2	1	6
at Purdue FW*	26	2-7	0-0	0-0	1-5-6	3	0	2	0	1	4
at Cleveland St.*	37	3-7	0-0	6-8	8-2-10	2	1	4	2	0	12
at UIC*	30	4-8	0-0	0-1	2-8-10	4	0	1	0	2	8
at Robert Morris*27	1-4	0-0	0-0	3-4	1-6-7	4	1	4	1	0	5
at Y'town St.*	34	6-9	0-0	2-3	3-4-7	4	2	1	1	1	14
Milwaukee*	37	5-9	0-0	2-3	6-4-10	1	0	3	1	0	12
Green Bay											
HL - 1st Rd.											
HL - 2nd Rd.											
HL Semis											
HL Finals											

* denotes starter

CAREER STATS

Season	GP-GS	MIN-Avg	FG	Pct.	3FG	Pct.	FT	Pct.
2021-22	27-12	550-20.4	57-109	.523	0-0	.000	28-50	.560
TOTALS	27-12	550-20.4	57-109	.523	0-0	.000	28-50	.560

REBOUNDS

Season	O-D-REB-AVG.	PF-DQ	AST	TO	BLK	STL	PTS-PPG
2021-22	42-72-114-4.2	72-2	8	41	17	13	142-5.3
TOTALS	42-72-114-4.2	72-2	8	41	17	13	142-5.3



JONAH CARRASCO
(cuh-RASS-ko)

Senior | Forward
6-9 | 220
Wichita, Kan.
Wichita North (Otero J.C.)

Birthdate: Jan. 19, 1999 (age 23)
Major: General Studies

#24

CAREER/SEASON HIGHS

CAREER HIGH	CATEGORY	SEASON HIGH
13 vs. East-West (1/31/2022)	PTS	13 vs. East-West (1/31/2022)
10 vs. East-West (1/31/2022)	REB	10 vs. East-West (1/31/2022)
2 - twice	AST	2 - twice
5 vs. East-West (1/31/2022)	FG	5 vs. East-West (1/31/2022)
7 - 3x	FGA	7 - 3x
---	3FG	---
---	3FGA	---
3 - 3x	FT	3 - 3x
8 vs. East-West (1/31/2022)	FTA	8 vs. East-West (1/31/2022)
3 at Milwaukee (1/15/2022)	STL	3 at Milwaukee (1/15/2022)
7 vs. East-West (1/31/2022)	BLK	7 vs. East-West (1/31/2022)
35 vs. Northern Kentucky (1/22/2022)	MIN	35 vs. Northern Kentucky (1/22/2022)

GAME-BY-GAME

Opponent	MIN	FG	3FG	FT	O-D-T	PF	A	TO	B	S	PTS
Anderson	12	1-7	0-0	0-0	2-2-4	1	0	0	0	0	2
at Butler*	17	1-2	0-0	0-2	0-0-0	3	0	0	1	0	2
at Evansville*	13	3-4	0-0	1-1	0-1-1	2	0	0	0	0	7
vs. Denver*	17	0-1	0-0	0-0	3-3-6	2	0	3	0	0	0
vs. TAMUCC*	6	0-1	0-0	0-0	1-3-4	3	0	0	2	0	0
at UTSA*	15	1-2	0-0	1-2	4-3-7	1	0	0	0	0	3
Spalding*	19	4-5	0-0	0-1	4-2-6	2	0	1	2	0	8
Detroit Mercy*	19	1-3	0-0	3-4	0-2-2	2	1	0	0	0	5
Oakland*	17	0-1	0-0	2-2	0-3-3	1	0	1	0	0	2
at Tenn. St.	12	1-3	0-0	0-0	1-0-1	2	0	1	0	0	2
Chicgao St.	16	0-1	0-0	0-0	2-1-3	1	0	1	2	0	0
Morehead St.	22	0-3	0-0	2-4	3-2-5	4	0	0	1	0	2
at Wright St.*	22	2-4	0-0	1-2	1-2-3	4	0	1	0	1	5
UIC*	29	4-4	0-0	2-2	2-2-4	2	0	3	1	0	10
at Green Bay*	16	1-3	0-0	3-4	2-1-3	5	2	1	2	0	5
at Milwaukee*	25	3-7	0-0	1-3	2-2-4	2	1	1	1	3	7
at Ohio State*	13	0-0	0-0	1-2	1-0-1	3	0	0	0	0	1
Wright St.*	25	3-7	0-0	2-6	2-2-4	1	1	3	0	0	8
Northern Ky.*	35	2-6	0-0	0-1	1-4-5	2	0	4	2	1	4
East-West*	32	5-7	0-0	3-8	2-8-10	2	2	3	7	0	13
Y'town St.											
Robert Morris											
at Purdue FW											
at Cleveland St.											
at UIC											
at Robert Morris											
at Y'town St.											
Milwaukee											
Green Bay											
HL - 1st Rd.											
HL - 2nd Rd.											
HL Semis											
HL Finals											

* denotes starter


CAREER STATS

Season	GP-GS	MIN-Avg	FG	Pct.	3FG	Pct.	FT	Pct.
2020-21	14-0	50-3.6	2-4	.500	0-0	.000	0-1	.000
2021-22	19-16	369-19.4	31-64	.484	0-0	.000	22-44	.500
TOTALS	33-16	419-12.7	33-68	.485	0-0	.000	22-45	.489

REBOUNDS

Season	O-D-REB-AVG.	PF-DQ	AST	TO	BLK	STL	PTS-PPG
2020-21	2-3-5-0.4	10-0	0	6	3	1	4-0.3
2021-22	31-41-72-3.8	44-1	7	23	21	5	84-4.4
TOTALS	33-44-77-2.3	54-1	7	29	24	6	88-2.7

PLAYER BIOS



BOSTON STANTON III

#25

Freshman | Guard
6-5 | 190
Denver, Colorado
Denver East

Birthdate: Mar. 19, 2003 (age 18)
Major: Psychology



DIMITAR PANDEV

(DIM-ee-tar) (PAN-dev)

#33

Senior | Forward
6-10 | 225
Strumica, Macedonia
The Skill Factory (Clarendon College)

Birthdate: Oct. 9, 1997 (age 24)
Major: General Studies

CAREER/SEASON HIGHS

CAREER HIGH	CATEGORY	SEASON HIGH
10 - twice	PTS	10 - twice
5 vs. Denver (11/15/2021)	REB	5 vs. Denver (11/15/2021)
3 - 3x	AST	3 - 3x
4 vs. Robert Morris (2/5/2022)	FG	4 vs. Robert Morris (2/5/2022)
10 - twice	FGA	10 - twice
2 - 4x	3FG	2 - 4x
7 vs. Detroit Mercy (12/2/2021)	3FGA	7 vs. Detroit Mercy (12/2/2021)
2 - 5x	FT	2 - 5x
3 vs. Chicago State (12/16/2021)	FTA	3 vs. Chicago State (12/16/2021)
2 - 3x	STL	2 - 3x
1 - 4x	BLK	1 - 4x
32 - 3x	MIN	32 - 3x

GAME-BY-GAME

Opponent	MIN	FG	3FG	FT	O-D-T	PF	A	TO	B	S	PTS
Anderson	23	0-5	0-1	2-3	0-5-5	1	7	2	0	0	2
at Butler*	23	2-4	1-3	0-0	0-1-1	0	3	1	0	1	5
at Evansville*	21	1-6	1-4	0-0	0-3-3	1	1	2	0	0	3
vs. Denver*	18	1-5	0-2	0-2	0-5-5	1	3	2	0	0	2
vs. TAMUCC*	12	1-1	1-1	0-0	0-3-3	1	2	4	1	0	3
at UTSA*	28	2-7	1-2	0-0	0-3-3	2	3	4	0	0	5
Spalding*	26	2-8	2-6	2-2	0-0-0	2	2	3	0	0	8
Detroit Mercy*	19	2-9	2-7	0-0	0-0-0	0	0	2	0	0	6
Oakland*	26	1-8	0-3	0-1	1-0-1	1	0	3	0	0	2
at Tenn. St.*	18	2-5	1-2	0-0	0-3-3	1	0	2	0	0	5
Chicgao St.*	31	2-9	1-5	1-3	0-1-1	2	0	2	0	0	6
Morehead St.*	32	1-10	0-5	2-2	1-1-2	2	1	2	0	1	4
at Wright St.*	26	3-8	2-3	2-2	0-1-1	4	1	2	0	1	10
UIC*	23	3-4	1-1	0-0	0-3-3	0	1	2	0	2	7
at Green Bay*	28	1-5	1-4	1-2	0-3-3	3	2	2	0	1	4
at Milwaukee*	22	0-5	0-4	0-0	0-1-1	1	0	4	1	0	0
at Ohio State*	21	0-4	0-0	0-0	0-0-0	3	2	2	0	0	0
Wright St.*	31	1-10	0-4	2-2	0-1-1	3	1	1	0	2	4
Northern Ky.*	32	2-5	1-3	0-0	1-2-3	0	0	5	0	0	5
East-West	did not play										
Y'town St.	23	1-4	0-3	0-0	0-3-3	2	0	2	0	1	2
Robert Morris	24	4-9	1-3	1-1	1-3-4	2	1	1	0	0	10
at Purdue FW	32	2-6	2-5	0-0	0-4-4	1	0	4	0	0	6
at Cleveland St.	25	0-3	0-1	0-0	0-4-4	0	1	7	1	1	0
at UIC	16	2-3	0-1	2-2	0-3-3	3	0	2	0	0	6
at Robert Morris	24	2-3	1-1	0-0	0-2-2	3	0	1	0	1	5
at Y'town St.	20	0-3	0-2	1-2	0-0-0	3	1	2	0	2	1
Milwaukee	20	2-5	1-2	0-0	0-1-1	2	1	1	1	1	5
Green Bay											
HL - 1st Rd.											
HL - 2nd Rd.											
HL Semis											
HL Finals											

* denotes starter

CAREER STATS

Season	GP-GS	MIN-Avg	FG	Pct.	3FG	Pct.	FT	Pct.
2021-22	26-18	623-24.0	40-149	.268	20-77	.260	14-21	.667
TOTALS	26-18	623-24.0	40-149	.268	20-77	.260	14-21	.667

REBOUNDS

Season	O-D-REB-AVG.	PF-DQ	AST	TO	BLK	STL	PTS-PPG
2021-22	4-51-55-2.1	45-0	26	65	4	14	115-4.4
TOTALS	4-51-55-2.1	45-0	26	65	4	14	115-4.4

CAREER/SEASON HIGHS

CAREER HIGH	CATEGORY	SEASON HIGH
11 vs. Morehead State (12/21/2021)	PTS	11 vs. Morehead State (12/21/2021)
6 vs. Cleveland State (1/1/21)	REB	5 at Tennessee State (12/10/2021)
3 vs. Cleveland State (1/1/21)	AST	2 - twice
3 - 3x	FG	3 - 3x
7 vs. Tennessee State (12/12/20)	FGA	5 vs. Spalding (11/23/2021)
2 vs. Morehead State (12/21/2021)	3FG	2 vs. Morehead State (12/21/2021)
3 - twice	3FGA	3 vs. Spalding (11/23/2021)
3 vs. Morehead State (12/21/2021)	FT	3 vs. Morehead State (12/21/2021)
6 vs. Morehead State (12/21/2021)	FTA	6 vs. Morehead State (12/21/2021)
1 - twice	STL	1 vs. Spalding (11/23/2021)
1 - twice	BLK	1 at Tennessee State (12/10/2021)
18 vs. Morehead State (12/21/2021)	MIN	18 vs. Morehead State (12/21/2021)

GAME-BY-GAME

Opponent	MIN	FG	3FG	FT	O-D-T	PF	A	TO	B	S	PTS
Anderson	11	2-2	0-0	0-0	2-5-7	2	0	1	0	0	4
at Butler	3	1-1	0-0	0-0	0-0-0	0	0	0	0	0	2
at Evansville	4	0-1	0-0	0-0	0-1-1	0	0	0	0	0	0
vs. Denver	4	0-0	0-0	0-0	0-0-0	0	0	1	0	0	0
vs. TAMUCC	12	1-2	0-0	0-0	0-2-2	0	0	0	0	0	2
at UTSA	1	1-1	0-0	0-0	0-0-0	1	0	0	0	0	2
Spalding	16	3-5	1-3	0-0	1-3-4	0	2	1	0	1	7
Detroit Mercy	4	0-1	0-1	0-0	2-1-3	1	0	2	0	0	0
Oakland	4	0-1	0-0	0-0	1-2-3	1	0	2	0	0	0
at Tenn. St.	13	3-4	0-0	2-3	1-4-5	0	0	1	1	0	8
Chicgao St.	5	0-1	0-0	0-0	0-1-1	0	0	0	0	0	0
Morehead St.	18	3-3	2-2	3-6	1-2-3	4	0	0	0	0	11
at Wright St.	11	0-3	0-1	0-0	1-1-2	1	0	2	0	0	0
UIC	did not play										
at Green Bay	4	0-2	0-1	0-0	0-0-0	0	0	0	0	0	0
at Milwaukee	7	1-2	1-1	1-2	0-0-0	0	1	0	0	0	4
at Ohio State	11	0-1	0-1	0-0	1-0-1	1	2	1	0	0	0
Wright St.	12	2-4	0-2	2-2	1-2-3	1	1	0	0	0	6
Northern Ky.	did not play										
East-West	did not play										
Y'town St.	did not play										
Robert Morris	did not play										
at Purdue FW	did not play										
at Cleveland St.	did not play										
at UIC	did not play										
at Robert Morris	did not play										
at Y'town St.	did not play										
Milwaukee	did not play										
Green Bay											
HL - 1st Rd.											
HL - 2nd Rd.											
HL Semis											
HL Finals											

* denotes starter


CAREER STATS

Season	GP-GS	MIN-Avg	FG	Pct.	3FG	Pct.	FT	Pct.
2020-21	7-3	60-8.6	4-17	.235	2-8	.250	1-3	.333
2021-22	16-0	129-8.1	15-32	.469	4-12	.333	8-13	.615
TOTALS	23-3	189-8.2	19-49	.388	6-20	.300	9-16	.563

REBOUNDS

Season	O-D-REB-AVG.	PF-DQ	AST	TO	BLK	STL	PTS-PPG
2020-21	5-8-13-1.9	5-0	4	4	1	1	11-1.6
2021-22	9-19-28-1.8	10-0	6	10	1	1	42-2.6
TOTALS	14-27-41-1.8	15-0	10	14	2	2	53-2.3

2021-2022 REDSHIRTS



ZACH GUNN

Grad Student | Forward
6-6 | 210
Fishers, Ind.
Hamilton Southeastern (Ball State)

#15

Birthdate: Nov. 6, 1998 (age 23)
Major: Organizational Leadership MS

CAREER/SEASON HIGHS

CAREER HIGH	CATEGORY	SEASON HIGH
17 vs. Tiffin (11/27/18)	PTS	
9 at Buffalo (1/29/19)	REB	
4 vs. Toledo (2/17/18)	AST	
5 - 3x	FG	
13 vs. Kent State (3/8/18)	FGA	
5 vs. Kent State (3/8/18)	3FG	
11 vs. Kent State (3/8/18)	3FGA	
5 - twice	FT	
6 - twice	FTA	
1 - 11x	STL	
3 at Bucknell (11/22/17)	BLK	
28 vs. Kent State (2/2/19)	MIN	

CAREER STATS

Season	GP-GS	MIN-Avg	FG	Pct.	3FG	Pct.	FT	Pct.
2017-18*	25-0	359-14.4	40-110	.364	23-72	.319	21-27	.778
2018-19*	27-0	386-14.3	44-110	.400	34-95	.358	23-28	.821
2019-20*	Did not play - redshirted							
2020-21*	17-3	176-10.4	20-46	.435	14-35	.400	4-5	.800
TOTALS	0-0	0-0.0	0-0	.000	0-0	.000	0-0	.000

REBOUNDS

Season	O-D-REB-AVG.	PF-DQ	AST	TO	BLK	STL	PTS-PPG
2017-18*	12-58-70-2.8	53-3	18	24	9	5	124-5.0
2018-19*	10-67-77-2.9	50-3	11	9	2	4	145-5.4
2019-20*	Did not play - redshirted						
2020-21*	7-30-37-2.2	30-1	7	6	2	2	58-3.4
TOTALS	0-0-0-0.0	0-0	0	0	0	0	0-0.0

*at Ball State | TOTALS only reflect IUPUI totals




KALEB EDWARDS

Freshman | Guard
6-3 | 175
Fishers, Ind.
Guerin Catholic

#11

Birthdate: May 22, 2003 (age 18)
Major: Business



DEREK PETERSEN

R-Freshman | Guard
6-2 | 175
Greenwood, Ind.
Greenwood Christian (Hope College)

#20

Birthdate: May 21, 2001 (age 20)
Major: Computer Engineering

2022-2023 SIGNEES



KHARYE CAYNE

Junior | Forward
6-10
Raleigh, N.C.
USC Salkehatchie

QUICK NOTES

- ♦ Averaged 7.6 points, 8.8 rebounds and 4.5 blocked shots per game as a red-shirt freshman at USC Salkehatchie while shooting 61 percent from the floor and 46 percent from three-point range
- ♦ Was invited to the All-American JUCO Showcase in July 2021
- ♦ Redshirted as a true freshman at Hutchinson J.C. in 2019-20



COOPER DEWITT

Junior | Guard
6-6
Pasco, Wash.
North Idaho College

QUICK NOTES

- ♦ Averaged 8.8 points, 4.5 rebounds and 4.3 assists per game as a freshman at North Idaho College while shooting 50 percent overall and 41.2 percent from three in 2020-21
- ♦ Named Mid-Columbia Conference Player of the Year and Defensive Player of the Year as a senior at Chiawana (Wash.) High School after averaging 14 points and 6 assists per game




DAYLAN HAMILTON

Junior | Guard
6-3
Houston, Texas
Triton College

QUICK NOTES

- ♦ Played the 2020-21 season at Western Michigan where he averaged 3.0 points and 0.9 rebounds per game in 15 appearances
- ♦ Averaged 26 points per game as a senior at Klein Forest (Texas) High School, earning Texas Association of Basketball Coaches' Class 6A First Team All-State honors
- ♦ Named the District 15-6A Most Valuable Player and All-Region honoree



AMHAD JARRARD

Freshman | Guard
6-5
Indianapolis, Ind.
Mt. Vernon H.S.

QUICK NOTES

- ♦ 2021 Hancock County Player of the Year and two-time Hoosier Heritage Conference honoree
- ♦ Was an honorable mention underclass All-State selection
- ♦ Averaged 12.9 points, 3.5 rebounds and 2.6 assists per game as a junior while shooting 55 percent from the floor
- ♦ Averaged 10.7 points, 4.7 rebounds and 3.4 assists per game his sophomore season



ARMON JARRARD

Freshman | Guard
6-3
Indianapolis, Ind.
Mt. Vernon H.S.

QUICK NOTES

- ♦ Named First Team All-Hancock County as a junior and underclass All-State
- ♦ Averaged 12.8 points, 4.0 rebounds, 2.3 assists and 2.2 steals per game as a junior while knocking down 42 percent from three-point range
- ♦ He and his twin brother helped Mt. Vernon to a 17-7 mark as juniors and a sectional title

LAST FOUR BOX SCORES

GAME #24 • UIC 57, IUPUI 54 (CHICAGO, ILL. - CREDIT UNION I ARENA)

IUPUI - 54

Record: 2-22 (0-13)

NO. Name	Min	FG M-A	3P M-A	FT M-A	Rebounds OR DR TOT	Fouls PF FD	TP	AS	TO	ST	Blocks BS BA	+/-
23 Chuks Isitua	F 29:25	4-8	0-0	0-1	2 8 10	4 4	8	0	1	2	0 1	3
00 B.J. Maxwell	G 38:28	5-15	1-3	3-4	1 6 7	3 2	14	0	2	3	0 3	-3
4 Bakari LaStrap	G 38:26	5-17	0-1	2-2	0 3 3	2 4	12	2	3	0	0 2	-4
5 Nathan McClure	G 38:02	2-4	1-2	2-4	3 4 7	4 2	7	2	2	3	0 1	-6
10 Mike DePersia	G 39:01	1-5	1-3	4-4	0 3 3	4 2	7	4	3	1	0 1	-4
25 Boston Stanton III	16:38	2-3	0-1	2-2	0 3 3	3 2	6	0	2	0	0 0	-1
Team					3 1 4		0		1			
Totals		19-52	3-10	13-17	9 28 37	20 16	54	8	14	9	0 8	-3

Technical Fouls:NONE

Shooting By Period	1st	2nd	3rd	4th	OT
FG%	10-26 38.5%	3-15 20.0%	7-12 58.3%	12-25 48.0%	4-11 36.4%
3PT%	3-5 60.0%	1-2 50.0%	1-2 50.0%	1-2 50.0%	1-2 50.0%
FT%	5-7 71.4%	7-12 58.3%	12-25 48.0%	4-11 36.4%	1-2 50.0%
GM FG%	19-52 36.5%	3-10 30.0%	12-25 48.0%	4-11 36.4%	1-2 50.0%
3PT%	3-10 30.0%	1-2 50.0%	1-2 50.0%	1-2 50.0%	1-2 50.0%
FT%	13-17 76.5%				

Dead Ball Rebounds: 4, 0

UIC - 57

Record: 10-14 (6-9)

NO. Name	Min	FG M-A	3P M-A	FT M-A	Rebounds OR DR TOT	Fouls PF FD	TP	AS	TO	ST	Blocks BS BA	+/-
50 Filip Skobalj	F 17:05	3-5	2-4	0-0	0 4 4	1 1	8	0	2	1	1 0	1
0 Jace Carter	G 28:51	3-5	2-3	4-5	1 5 6	5 5	12	1	2	0	1 0	0
3 Damarla Franklin	G 34:00	5-14	0-4	2-3	0 5 5	4 4	12	2	3	2	1 0	8
5 Jalen Warren	G 27:55	2-7	1-3	6-7	0 3 3	1 3	11	5	3	0	0 0	-2
20 Jamie Ahale	G 37:47	2-9	2-8	0-0	1 2 3	0 2	6	1	0	0	1 0	3
2 Michael Diggins	22:55	1-2	0-0	1-2	1 3 4	2 1	3	0	2	1	1 0	2
23 Zion Griffin	28:44	2-9	0-4	1-5	4 2 6	2 4	5	1	0	1	3 0	3
15 Griffin Yaklich	02:28	0-0	0-0	0-0	0 0 0	1 0	0	0	0	0	0 0	0
10 Jalen Johnson	00:15	0-0	0-0	0-0	0 0 0	0 0	0	0	0	0	0 0	0
Team					2 0 2		0		0			
Totals		18-51	7-26	14-22	9 24 33	16 20	57	10	12	5	8 0	3

Technical Fouls:NONE

	IUP	UIC	Points from	IUP	UIC	Period by Period Scoring				
Biggest lead	10 (1 st 6:18)	4 (1 st 17:55)	Turnovers	10	15		1st	2nd	TOT	
Best Scoring Run	10 (1 st 13:12)	10 (2 nd 18:09)	Paint	30	18	IUP	28	26	54	
Lead Changes	9		Second Chance	8	7		UIC	22	35	57
Times Tied	9		Fast Breaks	6	7					
Time with Lead	26:31	10:16	Bench	6	8					

GAME #26 • YOUNGSTOWN STATE 74, IUPUI 61 (YOUNGSTOWN, OHIO - BEEGLY CENTER)

IUPUI - 61

Record: 3-23 (1-14)

NO. Name	Min	FG M-A	3P M-A	FT M-A	Rebounds OR DR TOT	Fouls PF FD	TP	AS	TO	ST	Blocks BS BA	+/-
23 Chuks Isitua	F 33:14	6-9	0-0	2-3	3 4 7	4 4	14	2	1	1	1 0	-5
00 B.J. Maxwell	G 37:04	6-13	2-4	0-0	0 5 5	3 2	14	0	2	1	0 2	-13
4 Bakari LaStrap	G 32:23	4-10	0-0	2-5	0 2 2	5 4	10	5	7	1	0 1	-17
5 Nathan McClure	G 40:00	3-11	2-3	5-6	3 1 4	3 5	13	1	1	1	0 2	-13
10 Mike DePersia	G 37:19	3-8	2-4	1-3	1 3 4	3 3	9	4	0	1	0 0	-8
25 Boston Stanton III	20:00	0-3	0-2	1-2	0 0 0	3 1	1	1	2	2	0 0	-9
Team					7 0 7		0		1			
Totals		22-54	6-13	11-19	14 15 29	21 19	61	13	14	7	1 5	-13

Technical Fouls:NONE

Shooting By Period	1st	2nd	3rd	4th	OT
FG%	11-23 47.8%	3-15 20.0%	7-12 58.3%	12-25 48.0%	4-11 36.4%
3PT%	4-7 57.1%	1-2 50.0%	1-2 50.0%	1-2 50.0%	1-2 50.0%
FT%	0-2 0%	7-12 58.3%	12-25 48.0%	4-11 36.4%	1-2 50.0%
GM FG%	11-23 47.8%	3-15 20.0%	7-12 58.3%	12-25 48.0%	4-11 36.4%
3PT%	4-7 57.1%	1-2 50.0%	1-2 50.0%	1-2 50.0%	1-2 50.0%
FT%	11-19 57.9%				

Dead Ball Rebounds: 4, 0

Youngstown St. - 74

Record: 18-11 (12-7)

NO. Name	Min	FG M-A	3P M-A	FT M-A	Rebounds OR DR TOT	Fouls PF FD	TP	AS	TO	ST	Blocks BS BA	+/-
1 Jamir Thomas	F 06:56	0-0	0-0	0-0	0 1 1	3 0	0	0	0	2	0 0	0
31 Michael Akuchie	F 36:33	8-17	2-3	3-4	6 7 13	2 5	21	0	2	0	2 1	11
2 Tevin Olson	G 25:32	6-7	1-1	2-2	1 3 4	5 2	15	0	3	2	0 0	17
5 Dwayne Cohill	G 34:24	7-9	1-2	4-5	1 2 3	3 6	19	4	3	1	0 0	8
22 Shemar Rathan-Mayes	G 32:28	1-3	0-1	0-0	2 2 2	2 0	2	1	2	0	0 0	8
25 Will Dunn	14:22	2-4	1-3	0-0	0 1 1	1 0	5	0	1	0	3 0	7
15 Myles Hunter	26:23	3-5	0-0	3-6	0 1 1	2 5	9	1	1	1	0 0	7
10 Luke Chicone	09:11	0-1	0-0	2-4	0 0 0	0 2	2	2	1	0	0 0	-4
11 Daniel Ogoro	11:07	0-0	0-0	0-0	0 2 2	1 0	0	2	0	0	0 0	-3
13 Owen Long	03:04	0-0	0-0	1-2	0 0 0	0 1	1	0	0	0	0 0	6
Team					0 2 2		0		0			
Totals		27-46	5-10	15-23	8 21 29	19 21	74	10	13	6	5 1	13

Technical Fouls:NONE

	IUPUI	YSU	Points from	IUPUI	YSU	Period by Period Scoring			
Biggest lead	2 (1 st 17:31)	17 (1 st 0:02)	Turnovers	10	20		1st	2nd	TOT
Best Scoring Run	6 (2 nd 13:00)	9 (2 nd 2:44)	Paint	32	34	IUPUI	26	35	61
Lead Changes	2		Second Chance	11	13				
Times Tied	2		Fast Breaks	7	12	YSU	43	31	74
Time with Lead	01:06	36:23	Bench	1	17				

GAME #25 • IUPUI 66, ROBERT MORRIS 56 (MOON TOWNSHIP, PA. - UPMC EVENTS CENTER)

IUPUI - 66

Record: 3-22 (1-13)

NO. Name	Min	FG M-A	3P M-A	FT M-A	Rebounds OR DR TOT	Fouls PF FD	TP	AS	TO	ST	Blocks BS BA	+/-
23 Chuks Isitua	F 26:41	1-4	0-0	3-4	1 6 7	4 3	5	1	4	0	1 1	8
00 B.J. Maxwell	G 40:00	6-14	2-4	4-5	2 2 4	2 4	18	2	2	2	3 0	10
4 Bakari LaStrap	G 30:57	9-14	0-1	0-0	0 2 2	5 0	18	5	2	1	0 1	10
5 Nathan McClure	G 40:00	2-4	2-4	1-3	1 4 5	1 4	7	1	1	1	0 0	10
10 Mike DePersia	G 37:41	3-7	2-4	5-8	1 3 4	2 3	13	3	1	3	0 1	2
25 Boston Stanton III	24:41	2-3	1-1	0-0	0 2 2	3 0	5	0	1	1	0 0	10
Team					2 1 3		0		1			
Totals		23-46	7-14	13-20	7 20 27	17 14	66	12	12	8	3 6	10

Technical Fouls:NONE

Shooting By Period	1st	2nd	3rd	4th	OT
FG%	11-25 44.0%	3-15 20.0%	7-12 58.3%	12-25 48.0%	4-11 36.4%
3PT%	0-6 0.0%	1-2 50.0%	1-2 50.0%	1-2 50.0%	1-2 50.0%
FT%	2-3 66.7%	7-12 58.3%	12-25 48.0%	4-11 36.4%	1-2 50.0%
GM FG%	11-25 44.0%	3-15 20.0%	7-12 58.3%	12-25 48.0%	4-11 36.4%
3PT%	0-6 0.0%	1-2 50.0%	1-2 50.0%	1-2 50.0%	1-2 50.0%
FT%	13-20 65.0%				

Dead Ball Rebounds: 4, 0

Robert Morris - 56

Record: 7-20 (5-13)

NO. Name	Min	FG M-A	3P M-A	FT M-A	Rebounds OR DR TOT	Fouls PF FD	TP	AS	TO	ST	Blocks BS BA	+/-
2 Kahlil Spear	F 33:24	4-11	0-0	3-4	1 5 6	3 5	11	0	3	0	0 1	-16
11 Jaron Williams	F 26:34	2-4	1-3	1-2	1 3 4	3 1	6	2	2	0	1 0	-1
21 Matt Mayers	F 18:50	3-6	0-2	6-6	5 4 9	1 4	12	0	2	0	2 0	-8
1 Michael Green III	G 37:25	2-9	1-5	2-3	2 1 3	3 3	7	5	5	4	0 1	-13
5 Enoch Cheeks	G 37:25	3-7	1-4	0-0	2 3 5	3 1	7	1	1	1	3 0	-13
23 Brandon Stone	15:13	3-5	0-0	1-1	1 1 2	1 1	7	0	2	0	0 0	-1
0 Kam Farris	24:23	1-6	1-3	1-2	0 0 0	1 1	4	0	0	1	0 1	4
12 Chase Cook	06:46	1-1	0-0	0-0	0 1 1	0 1	2	0	0	0	0 0	-2
Team					0 1 1		0		0			
Totals		19-49	4-17	14-18	12 19 31	15 17	56	8	15	6	3 10	

Technical Fouls:Spear 2nd 15:45

	IPI	RMU	Points from	IPI	RMU	Period by Period Scoring			
Biggest lead	11 (2 nd 0:26)	2 (1 st 8:20)	Turnovers	17	10				
Best Scoring Run	8(2 nd 2:40)	7(1 st 8:20)	Paint	28	28	IPI	24	42	66
Lead Changes		16	Second Chance	6	12				
Times Tied		10	Fast Breaks	7	3	RMU	24	32	56
Time with Lead	30:26	05:24	Bench	5	13				

GAME #27 • MILWAUKEE 66, IUPUI 54 (INDIANAPOLIS - INDIANA FARMERS COLISEUM)

Milwaukee - 66

Record: 10-20 (8-13)

NO.	Name		Min	FG M-A	3P M-A	FT M-A	Rebounds OR DR TOT	Fouls PF TD	TP	AS	TO	ST	Blocks BS BA	+/-
44	Joey St. Pierre	C	33:54	4-6	0-0	0-0	0 10 10	2 1 8	2	5	0	2	1	13
0	Donovan Newby	G	36:52	0-3	0-2	6-6	0 4 4	2 5 6	3	1	2	0	0	15
1	Devon Hancock	G	30:53	3-5	1-3	0-0	0 2 2	2 0 7	3	1	0	0	0	3
3	Jasin Sinani	G	21:26	4-4	2-2	0-0	0 1 1	4 0 10	1	2	0	1	0	-8
4	DeAndre Gholston	G	33:17	8-14	4-7	0-0	0 8 8	2 2 20	5	4	0	0	0	26
11	Vin Baker Jr.		19:49	3-5	0-0	1-2	3 2 5	4 1 7	0	3	0	0	1	0
24	Josh Thomas		23:31	4-9	0-1	0-0	1 2 3	0 2 8	1	0	0	0	0	15
13	Kyle Ross		00:18	0-0	0-0	0-0	0 0 0	0 0 0	0	0	0	0	0	-4
Team							1 1 2		0	1				
Totals				26-46	7-15	7-8	5 30 35	16 11	66	15	17	2	3 2	12